

Hardware & Building Material Product Catalog

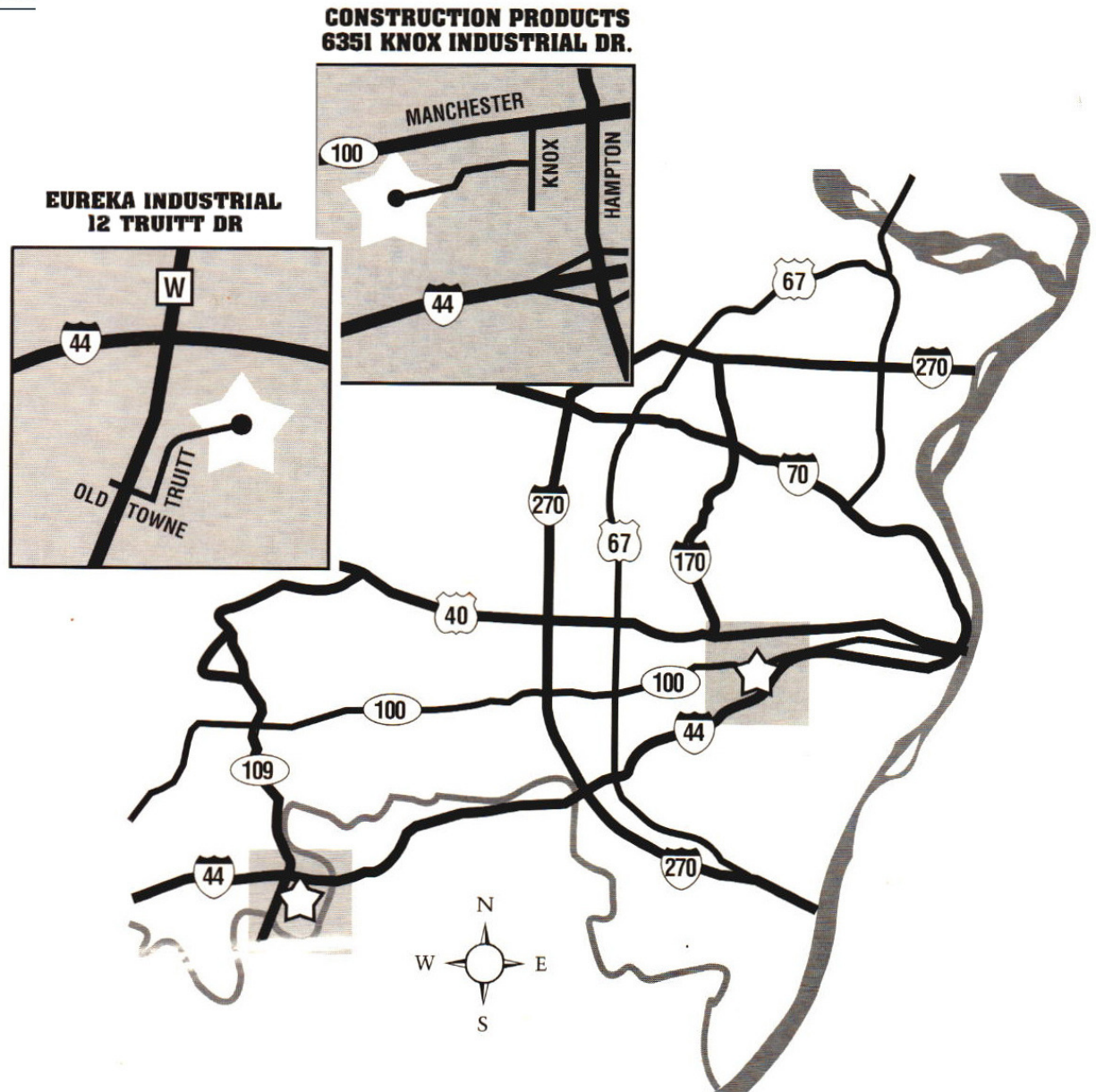
raineri-materials.com



RAINERI

RAINERI BUILDING MATERIALS, INC.

"FROM THE GROUND UP"



Contact us!

Ready Mix

Dispatch: 314-781-1573 ext 3

Sales: 314-781-1573 ext 1616

QC/QA: 314-781-1573 ext 1619

Accounting Department

p: (314) 781-1573 ext 1617

f: (314) 781-0621

Construction Products

Dispatch: 314-781-1573 ext 4

Sales: p: 314-781-0040 ext 1630

f: 314-781-0153

About us...

Raineri Building Materials, Inc., is a family owned Ready-Mix concrete and Construction Products company based out of St. Louis, Missouri. We have been supplying the needs of Ready-Mix, masonry and plastering contractors, as well as construction hardware tools for over six decades.

“FROM THE GROUND UP”



Frequently Ordered Supplies

[illegible]

Raineri Construction Products

Table of Contents

Hardware	Pages
<i>Marshalltown</i>	3 - 17
<i>Kraft</i>	18 - 22
<i>Mortar Tubes</i>	23
<i>Curry Tool</i>	24
<i>Czar Weld</i>	25
<i>Crick</i>	26
<i>Estwing</i>	27 - 28
<i>Magnolia</i>	29 - 31
<i>Wolverine</i>	32
<i>Noble American</i>	33 - 36
<i>Chapin</i>	37 - 39
<i>Igloo Cooler</i>	40
<i>Safety</i>	41 - 43
<i>MK Saws</i>	44
<i>Husqvarna</i>	45 - 47
<i>MultiQuip</i>	48 - 49
<i>Allen equipment</i>	50 - 52
<i>Pherd</i>	53
<i>Gripriite</i>	54
<i>EIFS Tools</i>	55 - 57
<i>General Hardware</i>	58 - 65
 Building Materials	
<i>Euclid Chemical</i>	66 - 67
<i>Heavyweight and Lightweight Block</i>	68 - 71
<i>Spec Mix</i>	72 - 73
<i>SGS Color</i>	74
<i>Masonry fireplace</i>	75 - 76
<i>Flashing</i>	77
<i>Parex</i>	78 - 79
<i>Masonry Wire</i>	80
<i>Natural Veneer and Landscape stone</i>	81
<i>Coronado</i>	82
<i>Landscape Stone</i>	83 - 85
<i>Masonry Cleaners</i>	86
<i>National Gypsum</i>	87 - 88
<i>Lath and Accessories</i>	89 - 90
<i>Concrete Sealers</i>	91
<i>Concrete Supplies</i>	92 - 93
<i>Order Supplies</i>	94 - 96



RAINERI

RAINERI BUILDING MATERIALS, INC.

Construction Hardware

Trowels



Philadelphia Pattern Brick Trowels, Wood Handle


- Philadelphia pattern trowels are better suited for laying block because they allow more mortar to be placed on the blade

No. 1910.5

Size: 10½ x 5¼

No. 1911

Size: 11 x 5½



Philadelphia Pattern Brick Trowels, Plastic Handle


- Red, transparent, Tenite® plastic handle
- Handle is shatterproof and will not mushroom

No. 19P10.5

Size: 10½ x 5¼

No. 19P11

Size: 11 x 5½



London Pattern Brick Trowels, Wood Handle

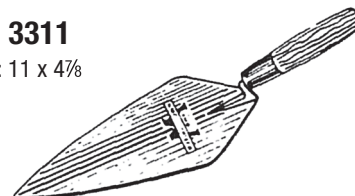
- London pattern trowels are designed for laying brick
- Rounded heel shapes the blade so that the mortar is carried a little further forward on the blade

No. 3310.5

Size: 10½ x 4¾

No. 3311

Size: 11 x 4¾



London Pattern Brick Trowels, Plastic Handle

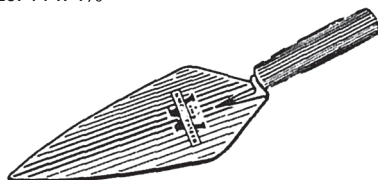
- Red, transparent, Tenite® plastic handle
- Handle is shatterproof and will not mushroom

No. 33P10.5

Size: 10½ x 4¾

No. 33P11

Size: 11 x 4¾



London Pattern Brick Trowels, Leather Handle

- Leather handle

No. 33L10.5

Size: 10½ x 4¾

No. 33L11

Size: 11 x 4¾



London Pattern Brick Trowels, DuraSoft™ Handle


- Soft, durable DuraSoft™ handle reduces fatigue
- Hard polymer bumper is virtually indestructible
- Integral finger guard protects against callouses, heat, and cold

No. 3310.5FG

Size: 10½ x 4¾

No. 3411FG

Size: 11 x 4¾



Wide London Pattern Brick Trowels, Wood Handle


- Wide London pattern trowels are designed for laying brick
- Rounded heel shapes the blade so that the mortar is carried a little further forward on the blade
- Blade is wider at the heel than London pattern trowels
- Wider heel allows for even more mortar to be scooped on the blade

No. 3410.5

Size: 10½ x 5¾

No. 3411

Size: 11 x 5¾



Wide London Pattern Brick Trowels, Plastic Handle


- Red, transparent, Tenite® plastic handle
- Handle is shatterproof and will not mushroom

No. 34P10.5

Size: 10½ x 5¾

No. 34P11

Size: 11 x 5¾




Philadelphia Pattern Brick Trowels

- Philadelphia pattern trowels are better suited for laying block because they allow more mortar to be placed on the blade

No. BT305

Size: 11 x 5½



Trowels, Pointers & Jointers




London Pattern Brick Trowels

- London pattern trowels are designed for laying brick
- Rounded heel shapes the blade so that the mortar is carried a little further forward on the blade

No. BT302

Size: 11½ x 5



Wide London Pattern Brick Trowel

- Wide London pattern trowels are designed for laying brick
- Rounded heel shapes the blade so that the mortar is carried a little further forward on the blade
- Blade is wider at the heel than London pattern trowels
- Wider heel allows for even more mortar to be scooped on the blade

No. BT306

Size: 11 x 5½




Philadelphia Pattern Brick Trowel/BGT

- London pattern trowels are designed for laying block because they allow more mortar to be placed on the blade

No. 96

Size: 10 x 5




London Pattern Brick Trowel/BGT

- London pattern trowels are designed for laying brick
- Rounded heel shapes the blade so that the mortar is carried a little further forward on the blade

No. 926

Size: 10 x 9¾




Bucket Trowels

- Forged from a single piece of high grade tool steel
- Six inch hardwood handle with a steel ferrule is securely attached
- Made in the U.S.A.

No. 198.25

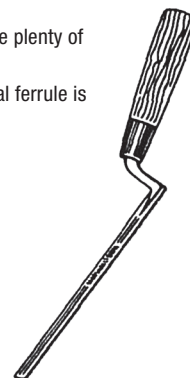
Size: 8¼



Tuck Pointers

- Forged in one piece
- Tapered for the required sturdiness and correct flexibility
- High shank and high lift give plenty of hand room
- Hardwood handle with metal ferrule is securely attached

No. 503 Size: 6½ x ¼
No. 504 Size: 6¾ x 5/16
No. 505 Size: 6¾ x 3/8
No. 506 Size: 6¾ x ½
No. 507 Size: 6¾ x 5/8
No. 508 Size: 6¾ x ¾
No. 509 Size: 6¾ x 7/8
No. 510 Size: 6¾ x 1



Brick Jointers

- Made from high carbon steel
- Brick jointers have a convex face for striking concave joints
- Each end is a different size for making different size joints
- Tooled joints are recommended for exterior applications because the jointer compacts the mortar to keep moisture from penetrating the joints
- Concave joint helps conceal small irregularities in laying and emphasizes the pattern

No. 80 Size: ½ & 5/8 Length: 10½
No. 81 Size: ¾ & 7/8 Length: 10½
No. 82 Size: 5/8 & ¾ Length: 10½
No. 83 Size: ¾ & 1 Length: 10½



Acrylic Jointers

- Shaped from hardened acrylic material
- Will not mark or discolor white mortar
- Durable and lightweight
- Ideal for work with glass block
- Made in the U.S.A.

No. 75 Joint Size: 3/8 Length: 11½
No. 76 Joint Size: ½ Length: 11½
No. 77 Joint Size: 5/8 Length: 11½
No. 78 Joint Size: ¾ Length: 11½

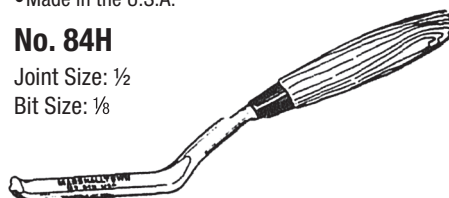


Grapevine Jointer with Wood Handle

- Forged from high grade tool steel and heat treated
- Straight true bit make a clean "colonial" joint
- Fitted with a comfortable hardwood handle and polished ferrule
- 3W Blade length
- Made in the U.S.A.

No. 84H

Joint Size: ½
 Bit Size: 1/8



Trowels, Runners & Hammers

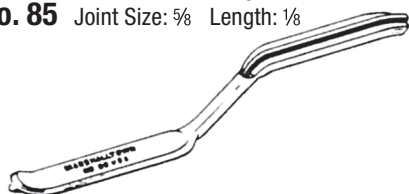


Grapevine Jointer, Double-Ended

- Forged from high grade tool steel and heat treated
- Straight true bit makes a clean "colonial" joint
- Unique double-ended design gives twice the wear as others
- 8½" Blade length
- Made in the U.S.A.

No. 84 Joint Size: ½ Length: ⅞

No. 85 Joint Size: ⅝ Length: 1



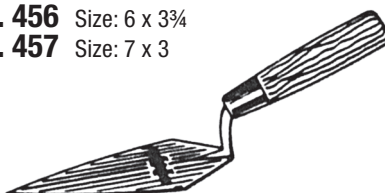
Pointing Trowels

- Forged from a single piece of highest grade tool steel for unsurpassed strength
- Hardwood handle with polished steel ferrule is securely attached
- Versatile tool
- Made in the U.S.A.

No. 455 Size: 5 x 2½

No. 456 Size: 6 x 3¾

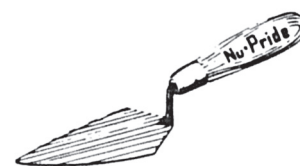
No. 457 Size: 7 x 3



Pointing Trowels/BGT

- Tempered blade which is fully ground and polished
- Hardwood handle with steel ferrule is securely attached

No. 95 Size: 5½ x 2¾



Margin Trowels


- Forged from a single piece of highest grade tool steel
- Tempered, ground, and polished from toe to heel
- Hardwood handle with a polished steel ferrule is securely attached
- Made in the U.S.A.

No. 52 Size: 5 x 2

No. 54 Size: 5 x 1½

No. 54 Size: 6 x 2

No. 54 Size: 8 x 2




Margin Trowels/BGT

- Tempered steel blade that is fully ground and polished
- Hardwood handle with steel ferrule is securely attached

No. 97

Size: 5 x 2




Gauging Trowels

- Forged from a single piece of highest grade tool steel
- Carefully taper ground and polished
- Hardwood handle with polished steel ferrule is securely attached
- Used for mixing or "gauging" small quantities of quick setting plaster
- Made in the U.S.A.

No. 48

Size: 7 x 3¾



Sled Runners, Half Round

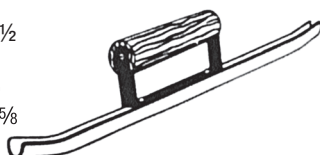
- Heavy gauge steel mounting with wood handle securely attached
- Specifically designed for finishing horizontal joints
- Popular for making half-round sunken or rodded joints
- Both ends are turned up for use in either direction
- Made in the U.S.A.

No. 611

Size: 15 x ½

No. 612

Size: 15 x ⅝

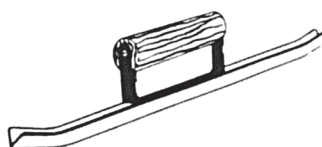


Sled Runners, "V" Joint

- Heavy gauge steel mounting with wood handle securely attached
- Sides are ¾"
- "V" pattern provides a line in the center of the joint to emphasize the joint and conceal small irregularities
- Made in the U.S.A.

No. 615

Size: 15



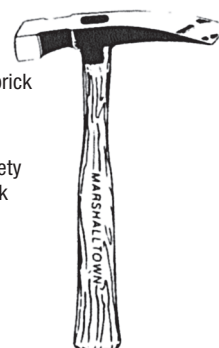
Brick Hammers

- Forged in one piece from high grade steel
- Perfectly balanced and securely fitted with a comfortable hickory handle
- Designed for breaking, trimming, and cleaning brick
- Not intended for striking chisels or metal
- Warning: Always use safety goggles when using brick hammers
- Made in the U.S.A.

No. 600

Weight: 16 oz.

Length: 11





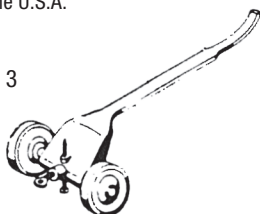
Rakers, Tongs, Chisels, Bags & Trowels

Joint Raker

- Large 1 3/4" skate wheels
- Strong aluminum handle is contoured to fit the hand and squared all at the end
- Hardened nail, adjustable to the proper depth, can be securely tightened by slipping the nail in the eye of a spade bolt and twisting
- Made in the U.S.A.

No. 89

Size: 8 1/2 x 3

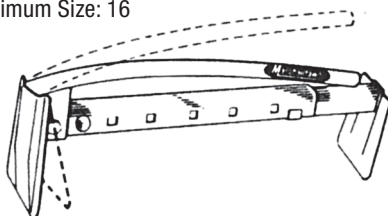


Brick Tongs

- Heavy duty tongs designed and built for long wear
- Can be quickly adjusted to carry from six to ten bricks
- Tongs are maintenance free
- Made in tile U.S.A.

No. 88

Minimum Size: 16



Brick Chisel

- Forged from the finest quality tool steel then hardened and tempered
- 4 1/2" handle with comfortable rubber grip to prevent slippage
- For cutting, trimming, or cleaning brick
- Can also be used in combination with a brick hammer
- **WARNING:** Always use safety goggles or glasses when using a chisel

No. 604

Size: 3/4 x 4



100% Braided Nylon Mason's line

- Made from 150lb. test nylon, size #18
- Will not unravel if struck by a trowel
- Not affected by extreme moisture or dryness
- Won't mildew, and it stays taut
- Made in the U.S.A.

No. 622 Size: 250' White

No. 623 Size: 500' White

No. 624 Size: 500' Yellow

No. 626 Size: 500' Green

No. 631 Size: 250' Fl Pink

No. 632 Size: 250' Fl Yellow

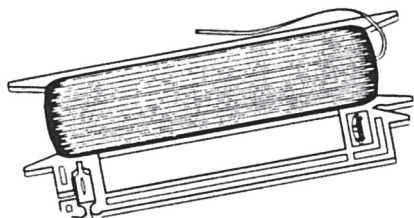


Mason's line Winder

- Made of plastic with built in cutter
- Contains 250' of our #18 braided pink fluorescent mason's line
- Made in the U.S.A.

No. 630

Size: 250' Color: Fl Pink

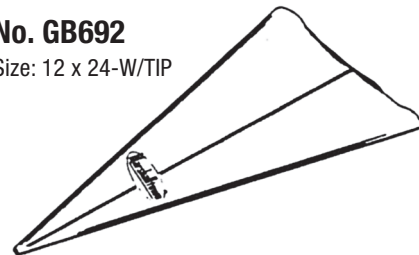


Grout Bags

- Made of black vinyl
- Bag is seamless
- Used for holding and dispensing grout or mortar
- Available with or without a 3/8" metal tip
- Replacement tip sold separately
- Made in the U.S.A.

No. GB692

Size: 12 x 24-W/TIP



High Carbon Steel Xtralite® finishing Trowels

- Highest grade high carbon spring steel blade
- Blade cross-ground to better hold its proper shape
- Aluminum alloy mounting is fully heat treated for strength, polished and machine finished to ensure a perfect handle-to-post fit
- Exclusive "Diamond Shank" fits perfectly into a square hole of the hardwood handle
- 30% more torque is required to turn this handle than that of our nearest competitors'
- Hardened steel rivets are used to attach the blade to the mounting
- Each rivet is properly sized and computer fit for added strength
- Since they are not welded, there is no embrittlement problem causing premature breaking

No. MXS56 Size: 12 x 3

No. MX62 Size: 12 x 4

No. MXS62 Size: 12 x 4

No. MXS7 Size: 12 x 5

No. MX57 Size: 14 x 3

No. MXS57 Size: 14 x 3

No. MX64 Size: 14 x 4

No. MXS64 Size: 14 x 4

No. MX66 Size: 16 x 4

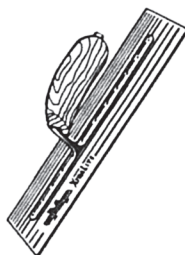
No. MXS66 Size: 16 x 4

No. MX81 Size: 18 x 4

No. MXS81 Size: 18 x 4

No. MX20 Size: 20 x 4

No. MXS20 Size: 20 x 4



DuraSoft™ Handled finishing Trowels

- Resilient DuraSoft® provides a soft feel, reduces fatigue and offers excellent durability
- Available on the following sizes of High Carbon Steel Xtralite® Finishing Trowels:

No. MXS64D

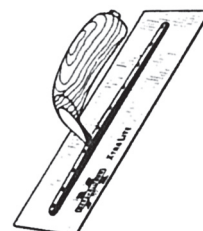
Size: 14 x 4

No. MXS66D

Size: 16 x 4

No. MXS81D

Size: 18 x 4



Trowels

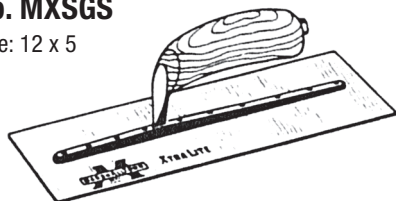


Golden Stainless Steel Xtralite® Trowels

- Made from the highest grade stainless steel properly shaped and tempered to a golden finish
- Aluminum alloy mounting is lightweight but very strong
- Smooth, natural finish hardwood handle is securely attached

No. MXSGS

Size: 12 x 5



Rounded Front End Xtralite® Trowels

- Made of the highest grade spring steel, properly shaped and tempered
- Aluminum alloy mounting is lightweight but very strong
- Fully rounded front end for working around curvatures

No. MXS66RE

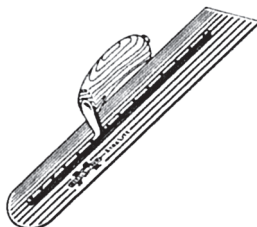
Size: 16 x 4

No. MXS81RE

Size: 18 x 4

No. MXS20RE

Size: 20 x 4

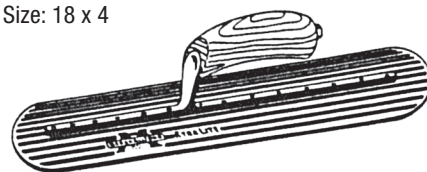


Fully Rounded Xtralite® Blue Steel Trowels

- Made of the highest grade blue spring steel, properly shaped and tempered
- Long aluminum alloy mounting is lightweight but very strong
- Fully rounded ends prevent the blade from digging into the concrete

No. MXS81BFR

Size: 18 x 4




Midget Trowel Xtralite®

- High carbon steel blade secured to aluminum alloy mounting with hardened steel rivets
- Curved handle securely attached
- For finishing concrete in small areas

No. 11

Size: 8 x 3



Zinc Alloy Mounting Trowels

- Strong zinc alloy mounting resists rust
- Provides the extra stiffness and weight preferred by many finishers
- Blade is made of the highest grade spring steel, tempered, ground, and polished
- Smooth, natural finish hardwood handle is securely attached

No. MC64

Size: 14 x 4

No. MCS64

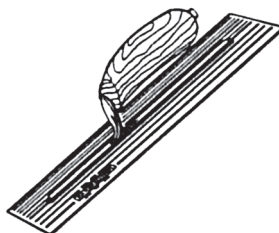
Size: 14 x 4

No. MC66

Size: 16 x 4

No. MCS66

Size: 16 x 4

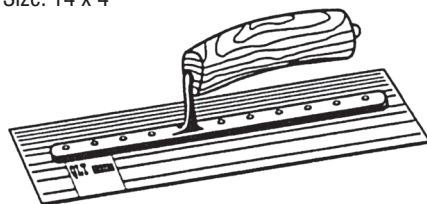


Finishing Trowels

- Cast aluminum mounting securely riveted to tempered, fully polished steel blade
- Mounting has a square shank to prevent handle from turning
- Curved handle gives extra knuckle room

No. FT363

Size: 14 x 4




Finishing Trowels/BGT

- Cast aluminum mounting securely fastened to tempered, fully polished steel blade
- Handle is smooth wood in natural finish

No. 94

Size: 14 x 4



High Carbon Steel Xtralite® Pool Trowels

- Blade is made from the highest grade spring steel that is properly shaped and tempered
- Short aluminum alloy mounting and a curved hardwood handle
- Blade is flexible enough to bend to almost any radius
- Ends of the blades are fully rounded
- Made in the U.S.A.

No. SP10

Size: 10 x 3

No. SP12

Size: 12 x 3½

No. SP14

Size: 14 x 4

No. SP16

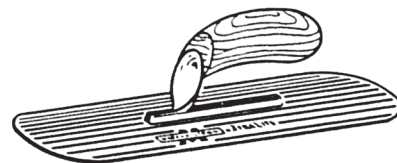
Size: 16 x 4½

No. SP815

Size: 18 x 5

No. SP205

Size: 20 x 5



Trowels & Step Tools



Durasoft™ Handled Pool Trowels

- Resilient Durasoft™ provides a soft feel, reduces fatigue and offers excellent durability
- Available on the following sizes of High Carbon Steel Xtralite® Pool Trowels:


SP10SD

SP12SD

SP815BD

SP205SD

SP815SD



High Carbon Blue Steel Xtralite® Pool Trowels

- Blade is made from the highest grade blue spring steel that is properly shaped and tempered
- Short aluminum alloy mounting and a curved hardwood handle
- Blade is flexible enough to bend to almost any radius
- Ends of the blades are fully rounded
- Made in the U.S.A.

No. SP12B

Size: 12 x 3½

No. SP14B

Size: 14 x 4

No. SP16B

Size: 16 x 4½



Golden Stainless Steel Xtralite® Pool Trowels

- Blade is made from the highest grade stainless steel that is properly shaped and tempered to a golden finish
- Short aluminum alloy mounting and a curved hardwood handle
- Blade is flexible enough to bend to almost any radius
- Ends of the blades are fully rounded
- Made in the U.S.A.

No. SP14GS

Size: 14 x 4

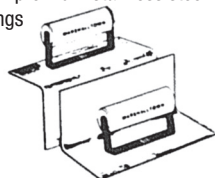
No. SP16GS

Size: 16 x 4½



Stainless Step Tools

- Made of heavy gauge 301 premium stainless steel with sturdy steel mountings
- Comfortable handle securely attached
- ½" radius and 4" lip
- Made in the U.S.A.



No. 170SS

Size: 8 x 4-In

Blade Angle: 90°

No. 177SS

Size: 8 x 4-In

Blade Angle: 82°

No. 171SS

Size: 8 x 4-Out

Blade Angle: 90°

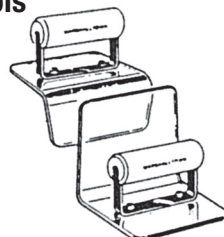
No. 78SS

Size: 8 x 4-Out

Blade Angle: 82°

Acrylic Step Tools

- Made of acrylic
- Comfortable handle securely attached
- Helps prevent the edge from chipping off
- Made in the U.S.A.



No. 4261

Size: 5½ x 5¼ x 2¾-Nose
Radius: ½

No. 4263

Size: 5½ x 5¼ x 2¾ - Nose
Radius: ¾

No. 4265

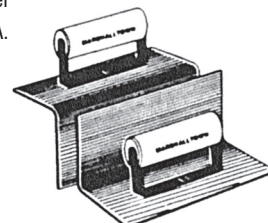
Size: 5½ x 5 x 5-Cove
Radius: ½

No. 4267

Size: 5½ x 5 x 5 - Cove
Radius: ¾

Blue Steel Step Tools

- Made of blue steel
- Made in the U.S.A.



No. 174B

Size: 6 x 6 x 6-In
Radius: ½

No. 186B

6 x 6 x 6-In
Radius: ¾

No. 175B

6 x 6 x 3-Out
Radius: ½

No. 187B

6 x 6 x 3-Out
Radius: ¾

Curb and Gutter Tools

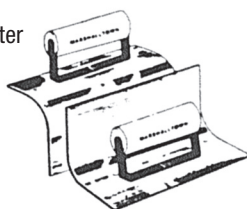
- Made of heavy gauge 301 premium stainless steel
- Made in the U.S.A.

No. 4274

Size: 6 x 4½ x 6-Gutter
Radius: 2

No. 4276

Size: 6 x 4½ x 6-Gutter
Radius: 3

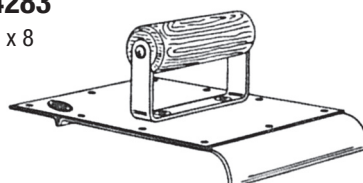


Stainless Steel Safety Step Edger/Groover

- Made of stainless steel
- Edges are folded up to use against a guide
- Comfortable handle securely attached
- Forms a ¾" radius and ¼" groove in one pass
- Made in the U.S.A.

No. 4283

Size: 6 x 8



Comer Trowels

- Made with a stainless steel blade
- Sturdy steel mountings
- Smooth comfortable handle securely attached
- Used to form inside and outside corners
- Ideal for steps or anywhere requiring a square corner
- Made in the U.S.A.

No. 65SS

Size: 6 x 2½
Radius: Sq.

No. 66SS


Size: 6 x 2½
Radius: ½

No. 67SS

Size: 6 x 2½
Radius: Sq.

No. 68SS

Size: 6 x 2½
Radius: ½



Trowels & Edgers




Straight End Steel Concrete Edgers

- Made from carbon steel, with a sturdy mounting welded to the blade
- Comfortable handle is securely attached
- Used to produce a radius at the edge of a concrete slab to help prevent the edge from chipping off
- Made in the U.S.A.

No. 36

Size: 6 x 3
Radius: $\frac{3}{8}$
Lip: $\frac{1}{2}$




Curved End Steel Concrete Edgers

- Made from carbon steel, with a sturdy mounting welded to the blade
- Comfortable handle is securely attached
- Used to produce a radius at the edge of a concrete slab to help prevent the edge from chipping off
- Curved ends help prevent edger from digging into wet concrete
- Made in the U.S.A.

No. 156

Size: 6 x 4
Radius: $\frac{3}{8}$
Lip: $\frac{1}{2}$

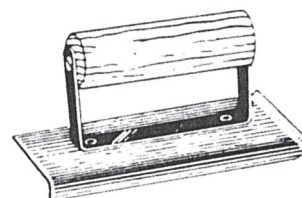


Curved/Straight End Concrete Edgers

- Made from carbon steel, with a sturdy mounting welded to the blade
- Comfortable handle is securely attached
- Used to produce a radius at the edge of a concrete slab to help prevent the edge from chipping off
- Made in the U.S.A.

No. 176

Size: 6 x 3
Radius: $\frac{3}{8}$
Lip: $\frac{1}{2}$

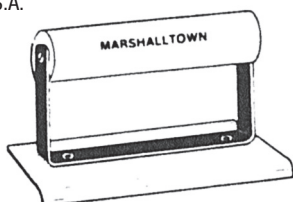


Straight End Steel Stainless Steel Edgers

- Has a blade of heavy gauge 301 premium stainless steel
- Has a sturdy steel mounting with comfortable handle securely attached
- Used to produce a radius at the edge of a concrete slab to help prevent the edge from chipping off
- Made in the U.S.A.

No. 160SS

Size: 6 x 4
Radius: $\frac{1}{8}$
Lip: $\frac{1}{4}$



Straight End Stainless Steel Edgers

- Has a blade of heavy gauge 301 premium stainless steel
- Has a sturdy steel mounting with comfortable handle securely attached
- Used to produce a radius at the edge of a concrete slab to help prevent the edge from chipping off
- Made in the U.S.A.

No. 160SS No. 161SS

Size: 6 x 4 Size: 6 x 6
Radius: $\frac{1}{8}$ Radius: $\frac{1}{8}$
Lip: $\frac{1}{4}$ Lip: $\frac{1}{4}$

No. 163SS No. 196SS

Size: 6 x 6 Size: 10 x 4
Radius: $\frac{1}{2}$ Radius: 1
Lip: $\frac{5}{8}$ Lip: 1 $\frac{1}{8}$



Curved End Stainless Steel Edgers

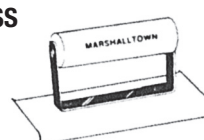
- Has a blade of heavy gauge 301 premium stainless steel
- Has a sturdy steel mounting with comfortable handle securely attached
- Made in the U.S.A.

No. 136SS No. 121SS

Size: 6 x 3 Size: 6 x 3
Radius: $\frac{3}{8}$ Radius: $\frac{1}{2}$
Lip: $\frac{1}{2}$ Lip: $\frac{5}{8}$

No. 156SS No. 138SS

Size: 6 x 4 Size: 6 x 4
Radius: $\frac{3}{8}$ Radius: $\frac{1}{2}$
Lip: $\frac{1}{2}$ Lip: $\frac{5}{8}$



Big "I" Edgers

- Has a blade of heavy gauge 301 premium stainless steel
- Is a heavy duty edger fitted with a comfortable wood float handle for easy handling and better control
- Made in the U.S.A.

No. 130SS No. 132SS

Size: 10 x 6 Size: 10 x 6
Radius: $\frac{3}{8}$ Radius: $\frac{1}{2}$
Lip: $\frac{1}{2}$ Lip: $\frac{5}{8}$

No. 134SS No. 135SS

Size: 10 x 6 Size: 10 x 6
Radius: $\frac{5}{8}$ Radius: $\frac{3}{4}$
Lip: $\frac{3}{8}$ Lip: 1



Straight End Blue Steel Edgers

- Has a blue steel blade
- Has a sturdy steel mounting with comfortable handle securely attached
- Made in the U.S.A.

No. 161B


Size: 6 x 6
Radius: $\frac{1}{8}$
Lip: $\frac{1}{4}$

No. 163B

Size: 6 x 6
Radius: $\frac{1}{2}$
Lip: $\frac{3}{8}$

No. 166B

Size: 9 x 6
Radius: $\frac{1}{2}$
Lip: $\frac{5}{8}$



Curved End Blue Steel Edgers


- Has a blue steel blade
- Has a sturdy mounting with comfortable handle securely attached
- Made in the U.S.A.

No. 136B No. 121B

Size: 6 x 3 Size: 6 x 3
Radius: $\frac{3}{8}$ Radius: $\frac{1}{2}$
Lip: $\frac{1}{2}$ Lip: $\frac{5}{8}$

No. 155B No. 138B

Size: 6 x 4 Size: 6 x 4
Radius: $\frac{1}{4}$ Radius: $\frac{1}{2}$
Lip: $\frac{3}{8}$ Lip: $\frac{5}{8}$



Edgers & Groovers



Bronze Hand Edgers

- Has a heavy duty bronze casting that is polished for smooth edging action
- Blade is curved up at both ends
- Longer lasting and heavier than steel edgers
- Made in the U.S.A.

No. 4154

Size: 6 x 2 3/4
Radius: 1/4
Lip: 5/8




Stainless Steel Walking Edgers

- Made of heavy 16 gauge 301 premium stainless steel
- Abrasion tests show these edgers will wear twice as long as other stainless steel edgers
- Slightly convex blade prevents gouging
- Works with our #9 or #10 handle (sold separately)
- All-angle attachment included
- Used to produce a radius at the edge of a concrete slab to help prevent the end from chipping off
- Helps eliminate bending when edging large areas of concrete
- Made in the U.S.A.

No. 123 No. 125

Size: 9 x 4 Size: 9 x 6
Radius: 1/2 Radius: 1/2
Lip: 5/8 Lip: 5/8




Blue Steel Walking Edgers

- Made of Heavy gauge blue steel
- Has a slightly convex blade to prevent gouging
- Durable materials and construction mean these edgers will last and last
- Use our #9 or #10 handle (sold separately)
- All-angle attachment included
- Used to produce a radius at the edge of a concrete slab to help prevent the end from chipping off
- Helps eliminate bending when edging large areas of concrete
- Made in the U.S.A.

No. 123B No. 125B

Size: 9 x 4 Size: 9 x 6
Radius: 1/2 Radius: 1/2
Lip: 5/8 Lip: 5/8



Wood Handles

- Wood handles are fitted with a steel clevis
- For use with both fresno trowels and walking edgers
- Made in the U.S.A.

No. 10

Size: 6




Concrete Edger/BGT

- Has a steel blade, steel mounting, and mortised wood handle
- Both ends are slightly curved for working ease
- Used to produce a radius at the edge of a concrete slab to help prevent the end from chipping off

No. 92

Size: 6 x 2 3/4
Lip: 3/8

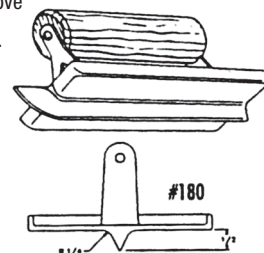


Stainless Steel Groover

- Blade made of stainless steel
- Has a sturdy steel mounting
- Properly shaped bit and leading edge cuts a sharp groove
- Smooth comfortable handle is securely attached
- Cuts 1/2" x 1/2" groove
- Made in the U.S.A.

No. 180

Size: 6 x 3




Steel Groover/BGT

- Steel blade, steel mounting, and a mortised wood handle
- Both front and back edges of bit are slightly curved for a clean cut
- Cuts a W groove

No. 91

Size: 6 x 2 3/4



Bronze Groovers

- Made from high quality bronze, heavier than our steel groovers
- Finely finished to cut sharp clean grooves
- Has a smooth, comfortable handle securely attached
- Made in the U.S.A.

No. 833

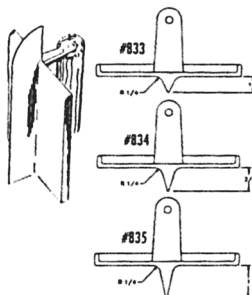
Bit Size: 1/2 x 3/4
Blade Size: 6 x 4 1/2

No. 834

Bit Size: 3/4 x 3/8
Blade Size: 6 x 4 1/2

No. 835

Bit Size: 1 x 1/2
Blade Size: 6 x 4 1/2

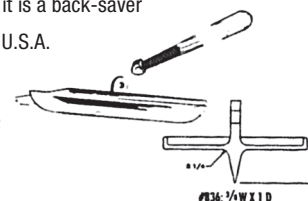


Walking Bronze Groover

- Made from high quality bronze
- Has the weight and finish to cut quickly and cleanly
- Both ends turned up so it can be used in either direction
- For use with our #9 or #10 handle (sold separately)
- Helps eliminate bending when working large areas of concrete; it is a back-saver
- Made in the U.S.A.

No. 836

Size: 8 x 4 1/2
Bit: 1



Groovers & Floats



Bull float Groover Attachments

- Made from a bronze casting
- Two thumbscrews are used to tighten the bronze attachment to the bull float
- Slides easily over any magnesium bull float to give the ability to form grooves or expansion joints
- Can also be used in combination to form multiple grooves
- Made in the U.S.A.

No. 4710

Bit Size: $\frac{3}{4}$

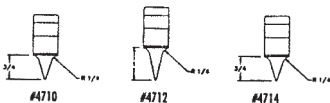
Radius: $\frac{1}{4}$



No. 4712

Bit Size: 1

Radius: $\frac{1}{4}$



No. 4714

Bit Size: $1\frac{1}{2}$

Radius: $\frac{1}{4}$

Magnesium floats, Beveled Ends

- Extruded from very hard, durable, lightweight magnesium
- Our most popular float design
- Comfortable wood handle is positioned to give the tool perfect balance
- Handles are secured with torque pad screws that will not back out
- Assists the user in preparing the surface for troweling
- If a float (rough) finish is desired, floating is the final operation
- Recommended for use with air entrained concrete
- Magnesium floats produce a smoother finish than wood
- SH indicates structural foam handle
- Made in the U.S.A.

No. 142

Size: 12 x $3\frac{1}{8}$

No. 145

Size: 16 x $3\frac{1}{8}$

No. 146

Size: 20 x $3\frac{1}{8}$



Round End Magnesium float

- Extruded from very hard, durable, lightweight magnesium
- Comfortable wood handle is positioned to give the tool perfect balance
- Handles are secured with torque pad screws that will not back out
- Assist the user in preparing the surface for troweling
- If a float (rough) finish is desired, floating is the final operation
- Magnesium floats produce a smoother finish than wood
- Fully rounded ends that help prevent float marks
- Made in the U.S.A.

No. 143

Size: 16 x $3\frac{1}{8}$

No. 143D

Size:



Cast Magnesium float

- Cast from the finest magnesium
- Designed with just the right broken-in-shape
- Cast construction allows more knuckle clearance
- Placement of the durable structural foam handle give the float perfect balance
- Handles are secured with torque pad screws that will not back out
- Assists the user in preparing the surface for troweling
- Made in the U.S.A.

No. 148

Size: 16 x $3\frac{1}{8}$

No. 148D

Size:

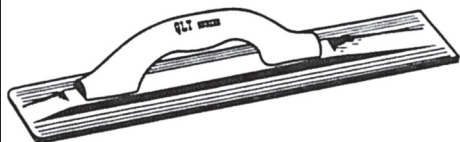


Magnesium float

- Extruded from strong, lightweight magnesium
- Comfortable, long lasting structural foam handle is securely attached
- Curved blade for a broken in feel
- Made in the U.S.A.

No. MF380

Size: $15\frac{1}{2}$ x 3

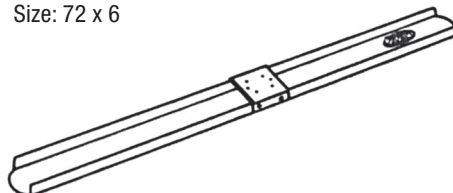


Channel Bull Float

- Using several handle sections, the finisher can float a slab well beyond his reach
- Made from strong, light-weight magnesium
- Made in the U.S.A.

No. CB72

Size: 72 x 6



Magnesium Bull floats

- Made from the finest extruded magnesium alloy available
- Lightweight, long wearing, and properly balanced to provide the finish you want
- Comes with complete bracket assembly
- No other heavy duty float outlasts this one
- Square ends
- Using several handle section, the finisher can float a slab well beyond his reach
- Made in the U.S.A.

No. B42

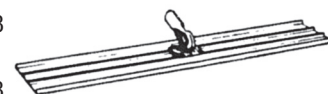
Size: 42 x 8

No. B45

Size: 48 x 8

No. B48

Size: 48 x 8

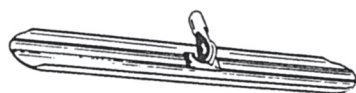




Floats, Brackets, Handles & Adapters

Rounded End Magnesium Bull Float

- The rounded ends help eliminate finishing marks
- Made from the finest extruded magnesium alloy available
- Lightweight, long wearing, and properly balanced to provide the finish you want
- Comes with complete bracket assembly
- No other heavy duty float outlasts this one
- Made in the U.S.A.



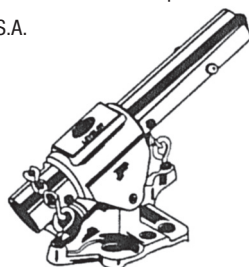
No. B45FR

Size: 48 x 8

Rotaleveler™ Bull Float Bracket

- Fits any bull float without adapters
- Features easy control adjustment, smooth operation, and a large protected grease reservoir
- Accepts most 1 3/4" and 1 3/8" push button handles without adapters
- Easier to keep clean than most competitors' units
- Made in the U.S.A.

No. RL6

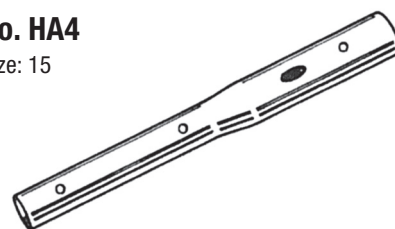


Rotaleveler™ Adapter

- Used to attach smaller diameter push button handles to our #RL6 Rotaleveler™ bull float bracket
- Has an outside diameter of 1 3/4" to attach to the RotaLeveler, and a 1 3/8" outside diameter to attach to the handle
- Made in the U.S.A.

No. HA4

Size: 15



Magnesium Handle Sections

- Made of light, yet rigid magnesium
- The large threads can be combined with similar handles made by others
- Warning: When using handle extensions, always avoid contact with electrical power lines or any electric source
- Made in the U.S.A.

No. B572

Size: 6

Diameter: 1 3/4



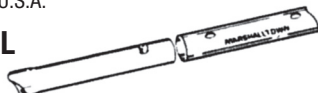
Push Button Handle Sections

- Spring loaded button-type aluminum sections snap together quickly
- Do not loosen during use
- Can be adapted for use with bull floats and other construction tools requiring a long handle
- Warning: When using handle extensions, always avoid contact with electrical power lines or any electric source
- Made in the U.S.A.

No. PB72L

Size: 6

Diameter: 1 3/4



*For use with RL6 bracket and other similar brackets

Fiberglass Handle Sectionse

- Made of lightweight and strong fiberglass
- Handle sections are nonconductive and can be used more safely around electricity sources, although care should be taken not to come in contact with power lines
- Sections can easily be threaded together
- Made in the U.S.A.

No. B572F

Size: 6

Diameter: 1 3/4



Push Button Adapter

- Features a threaded male end
- Modifies push button handle sections for use with tools which require a threaded end; such as bull floats, concrete brooms, and other tools
- Can be used with our #PB72 handle and similar ones made by others
- Made in the U.S.A.

No. BF8

Size: 9

Diameter: 1 3/8



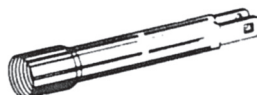
Threaded Handle Adapter

- Modifies the threaded handle into a clevis end
- Designed for use with standard broom threaded magnesium handle sections
- Can be used with concrete trowels, walking edgers and groovers, and other tools with "past" type connectors
- Made in the U.S.A.

No. BFH9

Size: 9

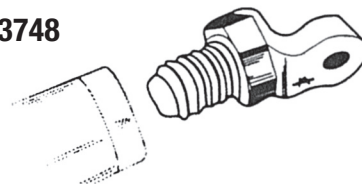
Diameter: 1 3/8



Fresno Adapter

- Rugged aluminum casting
- Designed specifically to connect standard broom threaded handle sections to a fresno, walking edger or groover, or any other tools that are equipped with similar attachment devices
- Unique "wrench-flats" feature makes it easy to remove
- Made in the U.S.A.

No. 3748





Trowels, Screeds, Tampers, Floats, Darbies & Bricks

Fresno Trowels

- Has a superior quality high carbon steel blade
- Round ends leave no drag marks
- For use with our #9 or #10 handle, sold separately
- All-angled swivel attachment included
- Made in the U.S.A.

No. C24R

Size: 24 x 5

No. C30

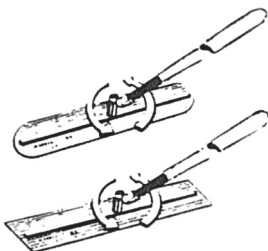
Size: 30 x 5

No. C30R

Size: 30 x 5

No. C36R

Size: 36 x 5



Magnesium Screeds

- Made from the finest magnesium alloy available, won't rust or rot
- Lightweight, long wearing, and rigid
- Made in the U.S.A.

No. 4746

Size: 6' x 1" x 4"

No. 825

Size: 16' x 2" x 4"

No. 4748

Size: 8' x 1" x 4"

No. 4733

Size: 12' x 1 1/2" x 3 1/2"

No. 4750

Size: 10' x 1" x 4"

No. 4734

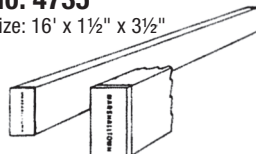
Size: 14' x 1 1/2" x 3 1/2"

No. 824

Size: 14' x 2" x 4"

No. 4735

Size: 16' x 1 1/2" x 3 1/2"




Big Diamond Concrete Tamper

- Reinforced splash-way grill
- Built to take the pounding and stay flat
- Properly balanced handle with rubber grips to ensure easy, safe handling
- Made in the U.S.A.

No. T43

Size: 34 x 7 1/2

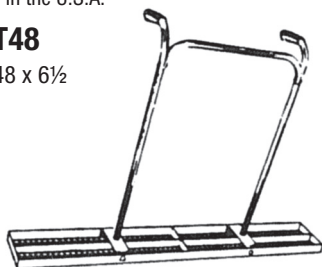


Round Hole Concrete Tamper

- Reinforced round hole grill
- Built to take the pounding and stay flat
- Properly balanced handle with rubber grips to ensure easy, safe handling
- Made in the U.S.A.

No. T48

Size: 48 x 6 1/2



Spred-Kretes

- Blade of 12-gauge cold rolled steel
- Sturdy steel ferrule is welded securely to tile blade and holds the contoured handle firmly in place
- Superior to a jam type connector
- Made in the U.S.A.

No. 826

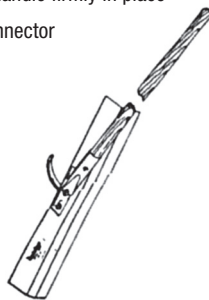
Size: 20 x 4 w/hook

No. 827

Size: 20 x 4 w/hook

No. 828

Size: 54 Hardwood Handle

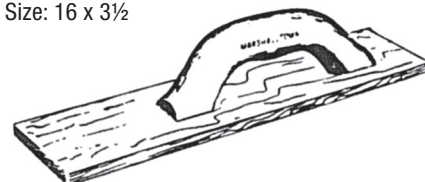


Xtra-Hard Wood float

- Made from imported Jarrah hardwood, which is harder than teak
- Outlasts several ordinary wood floats and won't "fuzz up"
- Smooth handle securely attached
- Made in the U.S.A.

No. 147

Size: 16 x 3 1/2

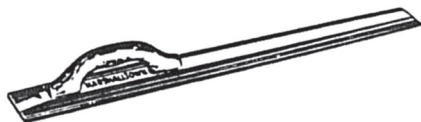


Tapered Magnesium Darby

- The same lightweight, durable extrusion as our magnesium floats
- Wood handles are securely attached
- Blade is tapered from 3" at the heel to 2" at the toe
- This tapered design makes the darby lighter than straight darbies

No. 4615

Size: 30



Mahogany Darbies

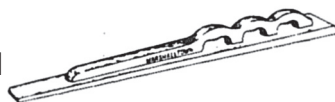
- Made from straight grain mahogany
- Unique two-way tapered blade
- Darbies are longer versions of hand floats, used to prepare large sections of concrete for finishing
- 3 1/2" wide by 3/4" thick at the heel
- 2" wide by 1/2" thick at the toe
- The 28" darby has a single loop handle
- The 45" darby has a three loop handle
- Made in the U.S.A.

No. 150

Size: 28

No. 151

Size: 45



Rub Bricks


- Fluted silicon carbide stone
- Comfortable handle securely attached
- 20-Grit
- Ideal for dressing down and removing form marks from concrete
- Made in the U.S.A.

No. 840

Size: 6 x 3 x 1

No. 841

Size: 8 x 3 1/2 x 1 1/2



Floats, Chisels & Trowels



Resin floats

- Made from $\frac{3}{8}$ " thick laminated canvas resin
- Extremely dense
- Works the slab like a wood float but it lasts many times longer
- Made in the U.S.A.

No. 4526

Size: 16 x $3\frac{1}{2}$



Concrete Chisels

- Tempered to the correct final hardness
- Blade is formed to start easier, cut faster, and last longer
- Used for cutting and breaking up concrete
- Warning: Always use safety goggles or glasses when using a chisel

No. 661

Size: 10 x $2\frac{1}{2}$

No. 662

Size: 10 x 3



Wood float Handles

- Made of smoothly finished wood
- Have a comfortable shape
- The #16M is made specifically for our #142, #143, #145, #146, and #148 mag floats
- Made in the U.S.A.

No. 16M

Size: 9 x $1\frac{1}{4}$



Structural foam float Handle

- Made of comfortable structural foam
- Is virtually unbreakable
- Fits all our mag floats
- Made in the U.S.A.

No. 16SF

Size: 9 x $1\frac{1}{4}$



Trowel Handles

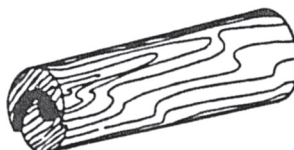
- Made of smooth hardwood
- Fits all of our finishing trowels
- Made in the U.S.A.

No. 401

Size: Straight

No. 402

Size: Curved



Power Trowel Blades

- Used in conjunction with power trowels for finishing large areas of concrete or for concrete that is too stiff to handle otherwise
- Available in three blade types, finish, combination, or float (shoe)
- Some available in two mounting styles, bar or channel mount
- Made in the U.S.A.

No. M6092


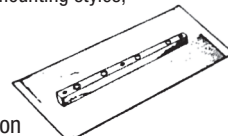
Blade Type: Combination

Machine Size: 36

No. M6093

Blade Type: Finish

Machine Size: 36



High Carbon Steel Xtralite® finishing Trowels

- High carbon steel blade
- Blade cross-ground to better hold its proper shape
- Aluminum alloy mounting is fully heat treated for strength polished and machine finished to ensure a perfect handle-to-post fit
- Exclusive "Diamond Shank" fits perfectly into a square hole of the hardwood handle
- 30% more torque is required to turn this handle than that of our nearest competitors'
- Hardened steel rivets are used to attach the blade to the mounting
- Each rivet is properly sized and computer fit for added strength
- Since they are not welded, there is no embrittlement problem causing premature breaking

- Large toe rivet is 40% larger than other manufacturers use, and gives up to 88% more holding power at this critical point

No. MXS91

Size: $10\frac{1}{2}$ x $4\frac{1}{2}$

No. MX1

Size: 11 x $4\frac{1}{2}$

No. MXS1

Size: 11 x $4\frac{1}{2}$

No. MXS7

Size: 12 x 5

No. MXS62

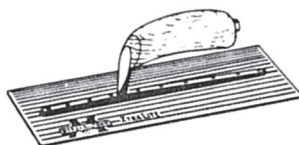
Size: 12 x 4

No. MXS64

Size: 14 x 4

No. MXS66

Size: 16 x 4



DuraSoft™ Handled finishing Trowels

- Resilient DuraSoft™ provides a soft feel, reduces fatigue and offers excellent durability

No. MXS1D

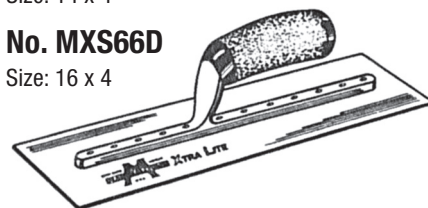
Size: 11 x $1\frac{1}{2}$

No. MXS64D

Size: 14 x 4

No. MXS66D

Size: 16 x 4



Trowels & Mixers

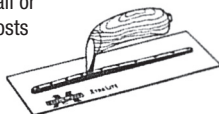


Premium Stainless Steel Xtralite® Trowels

- Made from the highest grade stainless steel, properly shaped and tempered
- Aluminum alloy mounting is lightweight but very strong
- Smooth, natural finish hardwood handle is securely attached
- Designed with balance, flexibility and toughness
- Plastering trowels are wider and shorter than concrete trowels
- Blade is flexible
- Used to carry the plaster from the hawk
- Applies plaster to the wall or ceiling in two or three coats

No. MXS1SS

Size: 11 x 4½




Golden Stainless Steel Xtralite® Trowels

- Made from the highest grade stainless steel properly shaped and tempered to a golden finish
- Aluminum alloy mounting is lightweight but very strong
- Smooth, natural finish hardwood handle is securely attached
- Designed with balance, flexibility and toughness
- Plastering trowels are wider and shorter than concrete trowels
- Blade is flexible
- Used to carry the plaster from the hawk
- Applies plaster to the wall or ceiling in two or three coats

No. MXS7GS

Size: 12 x 5

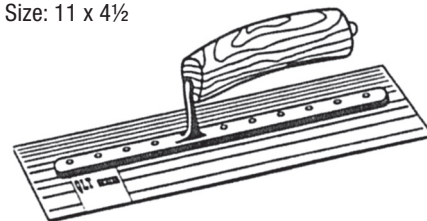


QLT Finishing Trowels

- Cast aluminum mounting securely riveted to tempered, fully polished steel blade
- Mounting has a square shank to prevent handle from turning
- Curved handle gives extra knuckle room

No. FT366

Size: 11 x 4½




NU.Pride finishing Trowels/BGT

- Cast aluminum mounting securely fastened to tempered, fully polished steel blade
- Handle is smooth wood in natural finish

No. 90

Size: 11 x 4½



Drywall Trowels Xtralite®

- Aluminum alloy mounting is lightweight but very strong
- High carbon steel blade has a slight concave bow in the blade which helps the user feather the mud and make perfect drywall joints
- Flexible blade is tempered, ground and polished
- Fastened to the mounting with hardened steel rivets
- Exclusive "Diamond Shank" design keeps the handle from twisting
- Smooth natural finish hardwood handle is securely attached
- Made in the U.S.A.

No. 12

Size: 11 x 4½

No. 12A

Size: 14 x 4½

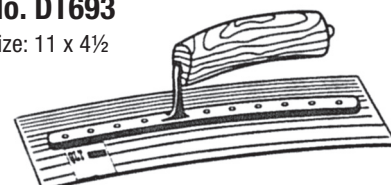


Drywall Trowels

- Has a cast aluminum mounting securely riveted to a fully polished tempered blade
- Concave shape of the blade helps build up the joint for final finish
- Natural finish wood handle is curved for extra knuckle room
- Made in the U.S.A.

No. DT693

Size: 11 x 4½



Quick-Mix®

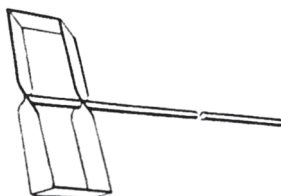
- Blades are securely welded to a ¾" hex shaft
- Saves time and energy
- Ideal for stirring and blending paint, drywall mud, and acoustic quickly and lump free
- Fits any ¾" or larger slow speed drill (500 rpm)
- Blades measure 8½ x 4½
- Made in the U.S.A.

No. 819

Size: 28

No. 819L

Size: 36



Jiffler® Mixer, 3½" Wheels

- Plated carbon steel wheels
- Unique action disperses lumps fast as the lower wheel cuts upward and the upper wheel downward to create counter flow
- Wheels are adjustable
- Has a plated steel ¾ x 16 shaft that has been milled for a ¼" or larger chuck on portable or stationary power of at least 1000 rpm
- Shipped unassembled
- Made in the U.S.A.

No. 893

Size: 3½

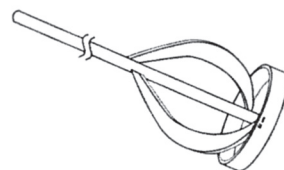


Ribbon Mud Mixers

- Made from high quality plated steel
- Ribbon design assures even mix of all kinds of materials
- Ideal for mixing paint, drywall mud, and EIFS adhesives and coatings
- Works best at 500-900 rpm
- The 2" mixer fits ¾" or larger variable speed drill
- The 4" and 5" mixers fit ½" or larger variable speed drill

No. RM773

Size: 5 x 30





T-Squares, Floats, Hammers, Brushes & Darbies

Drywall T-Squares

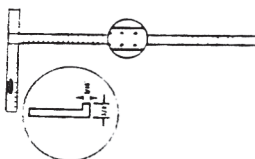
- Silver anodized finish with black epoxy paint numerals for long wear and legibility
- Notched head, reverse rulings, and stud markings are all for marking ease
- Has one arm which measures 16" for use in finding studs
- Head is notched which enables cutting a 48" board in one pass while the board is standing on the floor
- Made in the U.S.A.

No. 27

Size: 47 $\frac{7}{8}$ x 22
Blade Thickness: $\frac{1}{8}$

No. 27

Size: 47 $\frac{7}{8}$ x 22
Blade Thickness: $\frac{3}{16}$



Rubber Floats

- Has a red rubber pad specially bonded to the aluminum backing plate for long wear
- Comfortable handle securely attached
- Very often used by plasterers and other finishers for rough and/or textured finishes
- Available with a fine or a coarse pad
- Made in the U.S.A.

No. 38

Size: 9 x 4-FINE

No. 38L

Size: 12 x 4-FINE

No. 39

Size: 9 x 4-COARSE



Neoprene Floats


- Aluminum backing plate is permanently bonded to the non-porous black neoprene pad
- Comfortable handle is securely attached
- Works well for tile grouting and for spreading other types of material, including brown coat
- Also works well for quartz or marble finishes
- Pad is $\frac{1}{4}$ " thick
- Made in the U.S.A.

No. 49

Size: 12 x 4

No. 49L

Size: 12 x 5

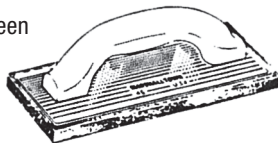


Plastic foam Floats

- Fine cell plastic foam pads specially bonded to an aluminum backing plate
- Comfortable handle is securely attached to stand up to long use
- Wear well and do an excellent job on any sand surface
- Pads are $\frac{3}{4}$ " thick
- Made in the U.S.A.

No. 45G

Size: 9 $\frac{1}{2}$ x 4-Green



Drywall Hammer

- Wedge shaped steel blade is notched underneath and doubles as a nail puller
- Lightweight and perfectly balanced
- Properly rounded and checkered head
- Hickory handle is securely attached, but offset to eliminate sore knuckles
- Crowned face dimples drywall, setting the nails just below the surface for covering with compound
- Made in the U.S.A.

No. 800

Weight: 12 oz.
Length: 16



Rubber Mallet

- 2 lb. black rubber head
- For use with the cornerbead tool
- Handle is 13" long
- Made in the U.S.A.

No. 787

Size: 4 x 2 $\frac{1}{2}$




Double Crows Foot Texture Brush

- Made of white tampico fibers securely set in hardwood block
- Has a standard threaded hole in the center for use with any standard broom handle
- Used for texturing walls and ceilings
- Made in the U.S.A.

No. 845

Size: 9 $\frac{1}{2}$ x 18 $\frac{1}{2}$



Scarifiers

- Made of lightweight yet sturdy, flexible blue steel
- Comfortable handle is attached to a non-corrosive aluminum backer plate
- $\frac{1}{4}$ " wide, 3" long tines will easily scratch tile plaster undercoat to promote a good bond with the finish coat
- Made in the U.S.A.

No. 723

Size: 12

No. 722

Size: 8



Wedge-Shaped Magnesium Darbies


- Used in the plastering trade to smooth and compact the plastered surface, much like a featheredge
- Preferred by some plasterers because it can be used to effectively cut off the higher point of the surface
- Made in the U.S.A.

No. 5760

Size: 36 x 5 x $\frac{1}{4}$

No. 5762

Size: 48 x 5 x $\frac{1}{4}$



Slickers, Featheredges, Trowels, Scrapers & Trowels



Magnesium Slickers

- Made from flexible magnesium
- Has a bent edge that makes the slicker more rigid than a wedge shaped darby, yet more flexible than a featheredge
- Used to plane the brown coat and square up the inside corner angles
- Made in the U.S.A.

No. 5764

Size: 42 x 4 3/4



Magnesium Featheredges

- Magnesium alloy is lightweight and long wearing
- Extrusion shape allows for comfortable finger grip
- Tool pitch is controlled with thumb and palm
- Used in the plastering trade to plane the brown coat and square up the inside corner angles
- Made in the U.S.A.

No. 5754

Size: 4' x 4 1/2"

No. 5756

Size: 6' x 4 1/2"

No. 5758

Size: 8' x 4 1/2"



Magnesium Browning Rods

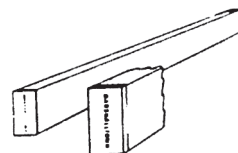
- Made from the finest magnesium alloy available, won't rust or rot
- Lightweight, long wearing, and rigid
- DANGER: When using magnesium screeds always avoid contact with electrical power lines or any electrical source
- Made in the U.S.A.

No. 4748

Size: 8' x 1' x 4'

No. 4750

Size: 10' x 1' x 4'



Floor Scraper


- Five foot steel handle securely welded to heavy angle iron bracket
- Blade is made of heavy gauge spring steel
- Plastic grip on handle to protect hands
- This durable scraper is the perfect clean-up tool
- Replacement blades available - Part No. 820B
- Made in the U.S.A.

No. 820

Size: 20 x 4

No. 820B

Size: 20 x 4



Notched Trowels

- Cast aluminum alloy mounting is securely attached with rivets to the tempered steel blade
- The hardest blade available, making them last the longest
- Used to spread adhesive or mastic on the base surface before laying tile, carpet, or other floor coverings
- Notched style and size help to control depth and amount of adhesive applied
- Made in the U.S.A.
- An 'S' after the part number indicates a curved (Camelback) handle

No. 701S

Notch Size: 3/16 x 3/16D

No. 703S

Notch Size: 3/16 x 1/8D

No. 704S

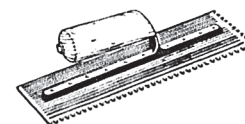
Notch Size: 3/32 x 3/32D

No. 770S

Notch Size: 1/2 x 1/2D

No. 780S

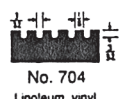
Notch Size: 1/4 x 3/16D



No. 701
Parquet flooring



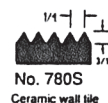
No. 703
Plastic wall tile



No. 704
Linoleum, vinyl
& asphalt tile



No. 770S
Ceramic floor tile



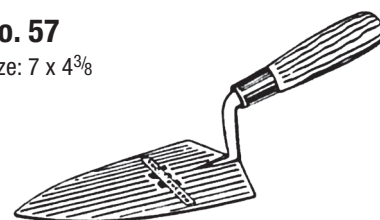
No. 780S
Ceramic wall tile

Tile Setter's Trowel

- Forged from a single piece of highest grade tool steel
- Blade is fully tempered, ground, and polished
- Hardwood handle with steel ferrule is securely attached
- Made in the U.S.A.

No. 57

Size: 7 x 4 3/8





Trowels, Tamps, Chutes & Pads

Plexi-Plastic Trowels

Plexi-plastic trowel has an aluminum mounting and is made from a special plastic for better wear. It is used on white portland, interior stucco, swimming pools, and on special projects requiring trowels that won't blacken material. Comes with camel back wood handle.

Round End

No. PL-610

Size: 10" x 3"

No. PL-612

Size: 12" x 3½"

No. PL-614

Size: 14" x 4"



Fresno Trowel Adapter

Adapts molded threaded handles to fit fresnos, brooms, walking edgers and groovers.

No. CC-662



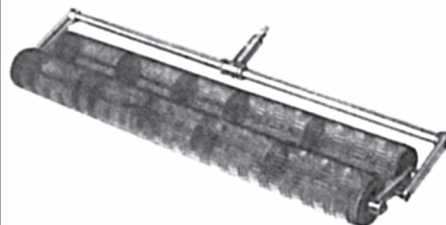
Roller Tamp

Roller tamp levels the slab in half the time and does a much better job than other conventional tampers. It prepares slab for a much smoother finish.

Depresses the aggregate and brings the fat to the surface in a uniform manner. (Creates a non-skid surface when rolled over final finish) 5" roller diameter.

No. CC-952

Size: 36"



Aluminum Concrete Chutes

Extruded aluminum one-piece concrete chutes. Lightweight and super tough. Flat bar braces across the top of each chute provides extra strength. Comes with 1 chain for attaching to truck.

No. CC-988F

Size: 8'

Weight: 42 lbs.

No. CC-992F

Size: 12'

Weight: 75 lbs.



Flat Wire Texture Broom

Broom produces a uniform rough groove surface on roads and bridges for maximum traction. Bracket accepts all clevis handles. Flat wires are 4" in length by .125 width, with ¾" spacing on center; ½" available. Order adapter CC-662 to use molded extension handles.

No. CC-196

Size: 36"

No. CC-198

Size: 48"



All-Angle Broom Adapter

Cut out section of adapter fits over broom bracket. Adjustable angle. Accepts broom thread handle.

No. CC-493

Size: Broom Adapter



No. CC-493


Size: Broom Bracket Base



Foam Rubber Knee Pads

Professional foam rubber hard shell knee pads. Contoured cap provides extra support and comfort for heavy use. Velcro® closures are easy to use and adjust.


No. WL-135 (Pair)



Leather Knee Pads

Tough leather makes for long wear. Lined with felt and shaped to fit your knee. Rivet construction holds soft felt in place. One adjustable strap holds pad securely.

No. WL-087 (Pair)



Neome Knee Pads

Neolite plastic facing makes for long lasting wear. Lined with felt and shaped to fit your knee. Rivet construction holds soft felt in place. One adjustable strap holds pad in place while you work.

No. WL-073 (Pair)





Tampers, Jointers, Tongs, Hammers, Rules & Pans

Dirt Tamper

Excellent way to tamp dirt surfaces. Cast iron tamper fitted with a 44" hardwood handle.

No. CC-925

Size: 8" x 8"

Weight: 11 lbs.

No. CC-926

Size: 10" x 10"

Weight: 14 lbs.



Diamond "V" Head Jointers


Really nice for striking head joints. Forged from carbon steel. Overall length 9".

No. BL-290

Size: 1/2"

No. BL-291

Size: 5/8"

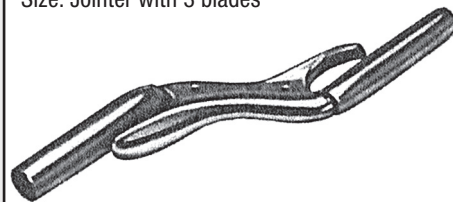


Hubbard Jointers

Hubbard jointer was designed by a bricklayer in the business for 60 years. More knuckle clearance, replaceable blades, long lasting. Comes with two 3/4" blades and one 5/8" blade. Keep the handle - replace the blades. Overall length 8 1/2"

No. BL-280

Size: Jointer with 3 blades



Brick Tongs

A heavy-duty quick adjustable tong can carry from 6 to 10 bricks. Can't damage bricks and is designed and built for long wear.

No. BC-380

Size: 16" Long



Stone Mason's Hammer

A very powerful hammer made of forged and tempered steel. Comes with 16" wood handle.

No. BL-333

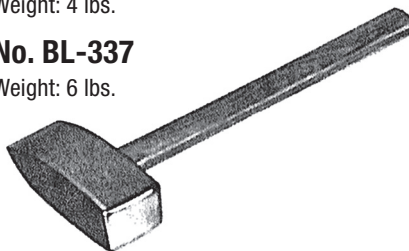
Weight: 3 lbs.

No. BL-334

Weight: 4 lbs.

No. BL-337

Weight: 6 lbs.




Toothed Concrete Hammer

Sometimes called a bush hammer. Head is 7" long with 1 1/4" square face. Comes with smooth wood handle.

No. BL-345

Weight: 2 lbs.

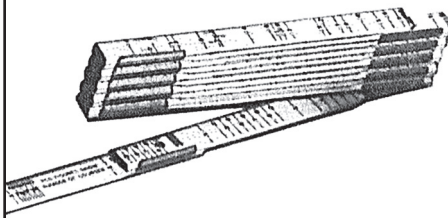


Wood Spacing Rule

Lists ten course spacing on one side; has inches, eighths and sixteenths on other side. Made of thick hardwood, plastic coated, joints lubricated.

No. BL-167

Size: 6'

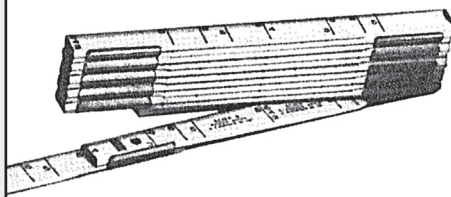


Wood Modular Rule

Lists modular spacings on one side; feet, inches, eighths and sixteenths on the other side. Made of thick hardwood. Has six scales. First section is short for butting rule on first 16' module. Legs have square ends.

No. BL-512

Size: 6'




Polyethylene Mortar Pan

One-piece construction. Outwears metal. Not affected by plaster, mortar or water. Weighs less than 5 lbs. Easy to use, easy to clean. 30" x 30" at the top, tapered to 16" x 16" at bottom; 7" deep.

No. BC-492

Size: 30" x 30"






Mortar, Stands, Pails, Darbies, Hawks & Floats

Polyethylene Mortar Board

Won't splinter. Won't absorb water. Dry mortar won't stick. Lightweight, easy to use, easy to clean.

No. BC-480

Size: 30" x 30"



Mortar Stand

Folding stand is made of tubular steel and can be used on scaffold or ground. Lightweight and easy handle. Stand is 30" tall and has (2) chains.

No. BC-291



Fortex Pail

These popular fortex rubber pails won't rust, dent, leak or chip. They aren't affected by heat or cold, acids, alkalis and most other chemicals.

No. GG-462

Size: 12qt. Heavy-duty w/lip

No. GG-463

Size: 12qt. Heavy-duty




Magnesium Darby

Lightweight magnesium darby is very strong. Has raised ridges on each side for extra strength. It is very popular and preferred by most plasterers.

Double Serrated Edge

No. PL-402

Size: 42" x 3½"



Ornamental Tools

The plasterer's delight. Forged and tempered.

No. PL-189 Trowel & Square

Size: ½" Length: 9½"

No. PL-190 Trowel & Square

Size: 5/8" Length: 10½"

No. PL-191 Trowel & Square

Size: ¾" Length: 10½"



Ornamental Tools

The plasterer's delight. Forged and tempered.

No. PL-194 Trowel & Square

Size: ½" Length: 8½"

No. PL-195 Trowel & Square

Size: 5/8" Length: 9¼"

No. PL-196 Trowel & Square

Size: ¾" Length: 9½"



Aluminum Hawks

Heavy-duty aluminum hawk. Smooth straight edges with rounded corners. Cast aluminum flange is secured with 4 solid rivets. Detachable wooden handle with threaded bolt and sponge rubber callous preventer.

No. PL-513

Size: 8" x 8", 10" x 10", 12" x 12", 13" x 13", 14" x 14"




Angle Float

Very best angle floats are lightweight. This float has square side edges and tapered angles on both ends. Perfect for brown coating. ¾" high side walls.

No. PL-065

Size: 9" x 4" stainless steel



Angle Plane

Use this handy tool instead of your trowel blade to work down high spots, scrape walls and clean angles. It has 7 blue steel blades, 1¼" deep.

No. PL-300

Size: 4" x 10"



Miscellaneous




Regular Dutch Brush

Used by plasterers, painters, stucco corks and cement finishers, Made of Tynex nylon set in rubber.

No. PL-101

Size: 7" x 1⁵/₈ x 1¹/₈



Mitre Rod

Knife edge is ideal for cutting cornices on plaster walls. Durable steel construction, All rods are 4" wide.

No. PL-106 Size: 6"

No. PL-108 Size: 6"

No. PL-110 Size: 6"

No. PL-112 Size: 6"

No. PL-116 Size: 6"

No. PL-120 Size: 6"



Vinyl Knife

Lets you easily make even, accurate cuts in hard core vinyl of softer materials, Extra heavy sharp point Made of high carbon steel.

No. TL-300



Heavy-Duty Brick Cart

Heavy-duty all terrain cart allows user to move straps of brick, Comes with 7¹/₂" prongs and heavy-duty 3 piece hub with 2 ply tire tube type tires, Roller bearing, all steel wheels with grease fittings, Constructed for a lifetime of service, 1,000 lb. capacity.

No. BC-205

Size: 29" wide x 54" high

No. BC-205-01

Size: 7¹/₂" (Brick) Short prongs

No. BC-205-02

Size: 15" (Block) Long prongs




Mason's Spacing Tape

This 10' spacing tape has both modular and standard marking scales-one edge modular and the other edge standard spacing.

No. BL-517

Size: 10'




Brick Splitter

This Mini Brick Splitter carries easily as it weighs only 39 lbs, The opening is a full 5" high so it can take a regular brick standing up at an angle, The lever action increases your arm strength, so the cuts are made with minimum effort, The blades are 4¹/₂" wide, so it cuts most bricks now in use, and the cut will be accurate, as a 12" rule and square is built right into the Mini Splitter.

No. BC-582

No. BC-582-01

Set of replacement blades



Steel Mortar Boxes

•Made of heavy-duty 16 gauge steel. Smooth interior makes mixing easier, Leak proof.

No. BC-206

Size: 50" x 29" x 12"

Weight: 49 lbs.

No. BC-209


Size: 60" x 32" x 12"

Weight: 65 lbs.

No. BC-215

Size: 78" x 38" x 12"

Weight: 86 lbs.



Blister Brush

Just the tool to easily apply water or pick water up off newly finished surfaces, Also handy for cement finishing, Has removable hardwood handle with steel ferrule, Insert felt pads into a 1¹/₄" x 7¹/₂" aluminum channel with sturdy 1¹/₈" sidewalls, Comes with two 4" x 8⁷/₈" felt pads,

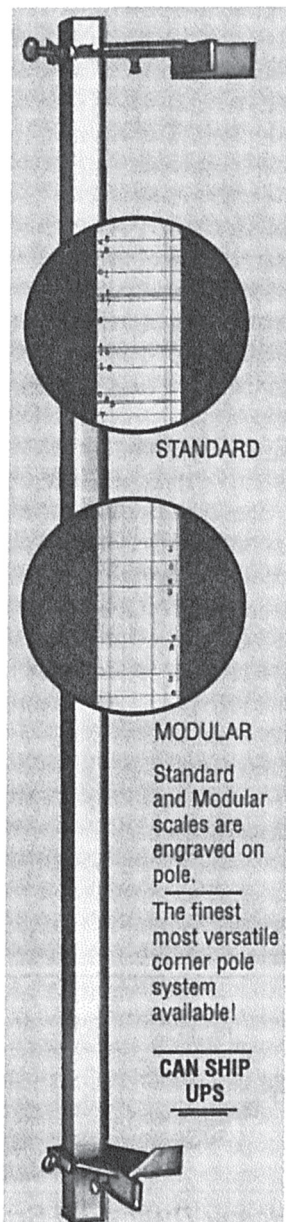
No. PL-224

No. PL-225

Extra pair felt pads



Masonry Guide



BC-619
Inside/intermediate
line holder



Masonry Guides

The Finest most versatile corner pole system available can be effectively used on all types of masonry brick veneer or solid load bearing wall and block work. The 9' pole and fittings are constructed entirely of high grade aluminum, the top and bottom fittings are completely adjustable and can be used at any height for quicker and more accurate set up. Both the standard brick and the modular scale are on the pole. One man can quickly and easily erect and align. Sturdy, rugged, practically indestructible, these corner poles will pay for themselves time and time again.

No.	Description.
BC-613	9' Pole complete with outside corner fittings: BC-614, BC-615, BC-617
BC-612	9' Pole complete with inside corner fittings: BC-614, BC-616, BC-618
BC-611	9' Pole (only) weight 10 lbs.
BC-610	Telescoping pole braces (Pr) Use with masonry guide pole for multi-story, solid for free standing masonry applications. Adjust from 7'6" to 13'8"

Replacement Parts (Inside)

BC-614
Top sliding attachment



BC-616
Inside/intermediate
top fitting



BC-618
Inside/intermediate
base




Replacement Parts (Outside)

BC-614
Top sliding attachment



BC-615
Outside corner
topfitting



BC-617
Outside corner base



Mortar Tubs

Rolling Mortar Tub

- Durable 10 gauge steel construction, bolted on heavy-duty casters, 2 in x 8 in high strength poly wheels, tubular steel handle, both ends sloped for easy shoveling. 10 cubic foot capacity, 23 in wide x 31 in tall x 54 in long, 200lbs.


No. 106



Stationary Mortar Tub

- Durable 10 gauge steel, continuous welded seams, reinforced corners, 1 end slope for easy shoveling.
- 10 cubic foot capacity, 24 in wide x 22 in tall x 48 in long, 200lbs.

No. 102




Curry Tool Co.

Stainless Steel Trowel

We have tested and improved this trowel for years. Tile blade is of a special precipitation, hardened light-weight, stainless alloy, that has all the quality features of our high carbon steel used in the regular trowel but will not rust, pit or stain and will hold its shape. This is a truly fine tool.

No. 101

Length: 12"
Width: 4"

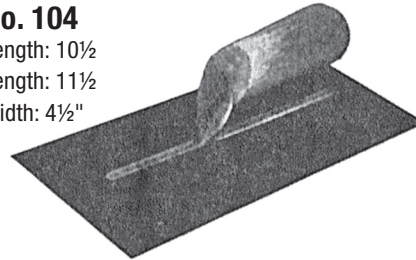


Plasterers Finish Trowel

This is a perfectly balanced trowel with a blade of hi-grade tempered flexible spring steel. Carefully tempered, ground and polished, the rivets are expanded with the shank, do not come through, thus giving strength to the special forged aluminum alloy shank. This trowel is very light and easy to handle with a broken-in shape.

No. 104

Length: 10½"
Length: 11½"
Width: 4½"



(314) 781-0040 • EXT. 4

**Volume discounts
available on all
hardware tools!**

Movers, Floats, Kneeboards, Hods & Hoes



Smooth Mover (Concrete Placer)


- 1/8" 6061 Aircraft Aluminum
- Lightweight and well balanced
- 1 1/3" Ash handle 60" long
- No hook needed. Strong enough to pull mesh with corners

No. CWT120 (20")

No. CWT130 (30")

No. CWT148 (48")


Blade available on request



Aluminum Kneeboards

- Weight 4 1/2" lbs.
- Dimensions 12" x 22"
- 1/8" 3003 Aluminum with comfortable Rubatex pads
- Rustproof and lightweight
- Replaceable pads and handles
- Completely washable
- Easy storage

No. CWT3KB



Aluminum Mortar Hod (with handle)

- Weight 9 lbs. Dimensions 24" x 12"
- 1/8" 6061 Aluminum
- 1 3/8" x 5' Ash handle
- Capacity-Approx. 110 lbs. of mortar
- Rustproof Aluminum construction
- Durable long life
- Easy clean-up
- Lightweight and well balanced


No. CWTMH



Aluminum Brick Hod (with handle)

- Weight 6 lbs. Dimensions 24" x 7"
- 1/8" 3003 Aluminum
- 1 3/8" x 5' Ash handle
- Capacity -20 new brick
- Rustproof aluminum construction
- Well balanced and lightweight
- Durable long life


No. CWT5BH



Aluminum Mortar Hoe

- Blade 9" x 7"
- Lightweight - only 3 lbs.
- 1/8" 6061 Aircraft Aluminum
- New wide oval hole for better mix and increased productivity
- 1 3/8" x 60" Ash hardwood handle
- Well balanced for operator appeal
- Replaceable handle

No. CWT6MH0



(314) 781-0040 • EXT. 4

**Large inventory of
concrete patching
materials and
sealers!**

Squares & Levels



Crick Levels

We have crick levels in 12, 18, 24, 30, 36, 42, and 48 inches.


All crick levels are three piece, strong and durable, and accurate to .015 inch in length of level.



Lens Clips

Replacement lens for all crick lens.

Takes two per lens.




Replacement lens

Level replacement lens for Crick levels.



Level hanging hooks

For hanging levels on scaffolding



Raw Linseed Oil 1 pt.

To protect and beautify crick levels.



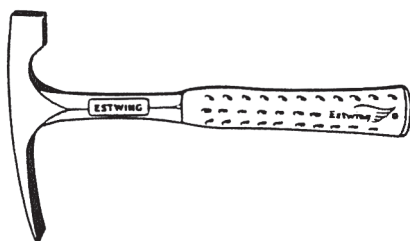
Hammers, Prys Bars & Picks



Mason's Hammer

- Forged one piece
- All steel construction
- Exclusive nylon-vinyl deep cushion Grip

No. E3-20BL



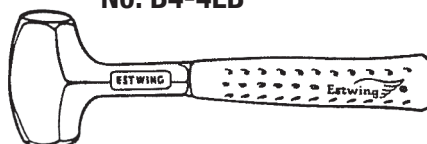
Drilling Hammer

- The proper tool for driving hardened nails and cold chisels
- Forged one piece
- All steel construction
- Exclusive nylon-vinyl deep cushion grip

No. B3-2LB

No. B3-3LB

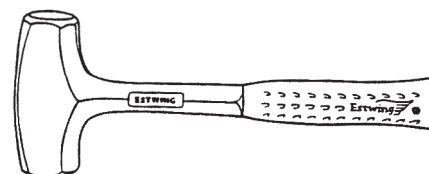
No. B4-4LB



Drilling Hammer

- The proper tool for driving hardened nails and cold chisels
- Forged one piece
- All steel construction
- Exclusive nylon-vinyl deep cushion grip

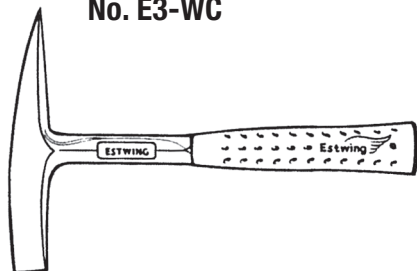
No. B3-4LBL



Welding/Chipping Hammer

- Full polish
- Forged one piece
- All steel construction
- Exclusive nylon-vinyl deep cushion grip

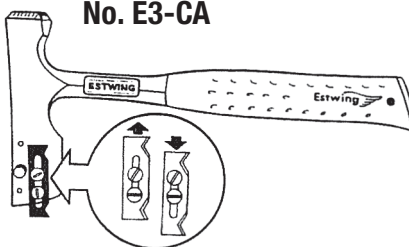
No. E3-WC



Shingler's Hammer

- Cuts and trims all types of composition shingles
- Both Standard and Metric shingles
- Forged one piece
- Molded on grip
- Fully polished

No. E3-CA

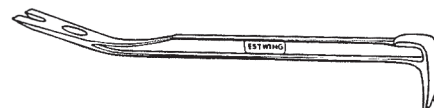


Pry Bar

- Lightest strongest 18" pry bar
- I-beam construction for added strength
- Rocking head provides maximum leverage
- Beveled nail slot

No. PB-18

Weight: 22oz.



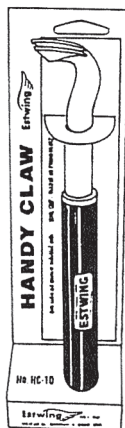
Handy Claw

- Best tool for getting under and removing embedded nail
- Forged one piece
- All steel construction
- Comfortable vinyl grip

No. HC-10

Length: 10"

Diameter: 5/8"



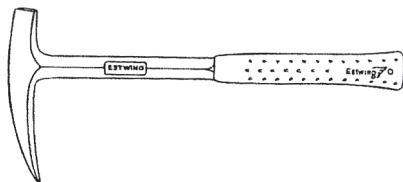
Long Handled Pick

- Extra leverage and prying power
- Solid steel construction
- Fully polished
- Molded on nylon-vinyl grip

No. E3-23LP

Length: 16"

Weight: 22oz.



Gad Pry Bar

- Forged I-beam construction
- Strong yet lightweight
- Gad point for prying

No. GP-18

Length: 18"





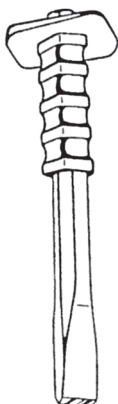
Cold Chisels with Hand Guards

No. ELCC-1

Cut/point: $\frac{3}{4}$ "

Stock: $\frac{5}{8}$ "

Approx. Overall Length: 12"



Cold Chisels with Hand Guards

No. EBS-1

Cut/point: 3"

Stock: $\frac{7}{8}$ "

Approx. Overall Length: 7"

No. EBS-2

Cut/point: $3\frac{1}{2}$ "

Stock: $\frac{7}{8}$ "

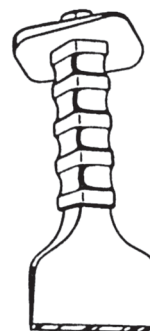
Approx. Overall Length: 7"

No. EBS-3

Cut/point: 4"

Stock: $\frac{7}{8}$ "

Approx. Overall Length: 7"



Mason's Chisels with Hand Guard

No. EMC-1

Cut/point: 2"

Stock: $\frac{3}{4}$ "

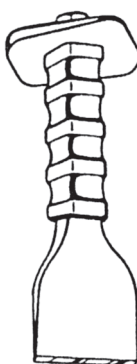
Approx. Overall Length: $7\frac{1}{2}$ "

No. EMC-3

Cut/point: $2\frac{1}{2}$ "

Stock: $\frac{3}{4}$ "

Approx. Overall Length: $7\frac{1}{2}$ "



Tooth Chisels with Hand Guard

No. ETC-1

Cut/point: $2\frac{1}{2}$ "

Stock: $\frac{3}{4}$ "

Approx. Overall Length: $7\frac{1}{2}$ "



(314) 781-0040 • EXT. 4

**Providing
building materials
and tool for brick
Masons,
Plasterers and
General
Contractors!**

Brooms




Beaver Tail Counter Duster

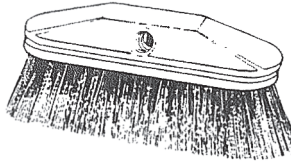
- Philadelphia pattern trowels are better suited for laying block because they allow more mortar to be placed on the blade

No. 54

Size: 13½ x 2½



Wood Block, Model 177



Concrete Finish Broom

No. 4525

Size: 18"

No. 4526

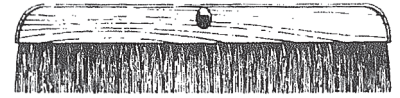
Size: 24"

No. 4536

Size: 36"


No. 4537

Size: 48"



AF60 5ft with Plastic Tip

- The lacquered handle with glass-filled nylon threaded tip is number AF60, and is 5ft tall.
- This product is selected straight-grained hardwood with clear lacquered finish. One end rounded and other end equipped with No. F-93 acid-resistant glass filled nylon tip.



Utility Scrub Brush

- Filling material is staple set in a high-tensile strength foam plastic block. Will not absorb water. Recommended for use where sanitation is required.

No. 66 and 75

Size: 8.5"




Brooms



Jumbo Kalsomine Brush

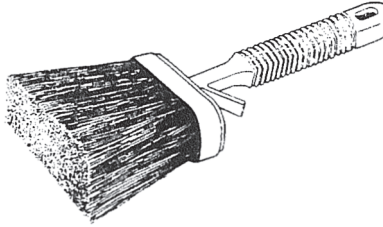
No. 561

Size: 6½" long x 2" wide



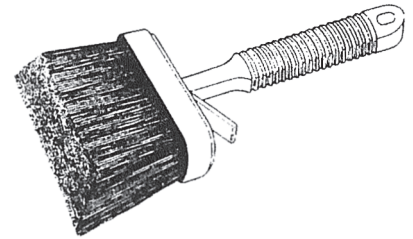
Coater Brush

No. 4642



Flo-Tex Applicator

No. 4644



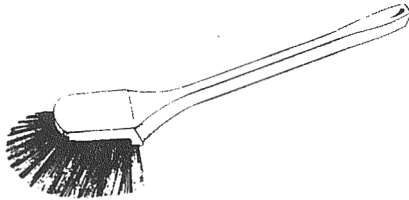
Polypropylene Utility Scrub Brush

No. 67

Size: 20"

No. 78


Size: 20"



Squeegee Sweep Patio Push Broom


No. 5564

Size: 14"



Heavy-Duty Contractors Broom

No. 5038



Warehouse Upright Corn Broom

No. 5036



Brooms



Indoor Push Broom

No. 1718

Size: 18"

No. 1736

Size: 24"



Factory Push Broom

No. 1418

Size: 18"

Fearless Push Broom

No. 1436

Size: 18"

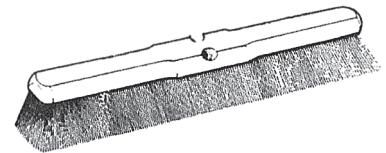


Natural Indoor Push Broom

No. 2224

Size: 18"

Size: 24"



(314) 781-0040 • EXT. 4

**Professional
service and quality
products is our
goal... and at
Raineri we work
hard everyday to
achieve it!**

Shovels



WD100

Short handle, round point



WD200

Short handle, square point



WL100

Long handle, round point



WL200

Long handle, square point



CWWL 100

Long handle, round point

CWWL 200

Long handle, square point



CWWD 100

Short handle, round point

CWWD 200

Short handle, Square point



Wheelbarrow

Wheelbarrow, 6 cubic foot heavy-duty crack-resistant poly tub or steel tub with no wedges underneath, Wood handles, 4 ply 6.5" wide single turf tire.

- Poly and steel wheelbarrows come with solid tires

No. XXXX

Capacity: 6 cu. ft.



Rakes & Hoes



Steel Lawn Rake

Strong and flexible steel tines,
Positive bolt-through handle
construction securely locks
head, Steel coil spring provides
smooth raking action,
48" handle,

No. 132216

Head: 18"

Tines: 18"



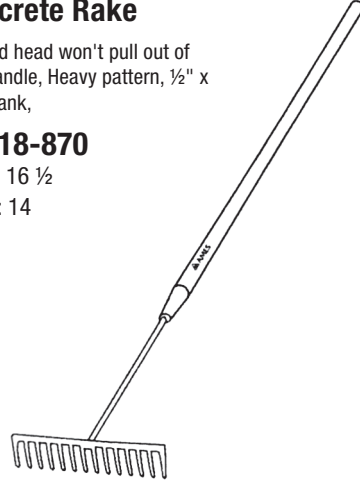
Concrete Rake

Riveted head won't pull out of
60" handle, Heavy pattern, 1/2" x
1/2" shank,

No. 18-870

Head: 16 1/2"

Tines: 14



Noble American Mixer Hoe

Strong forged shank with
pinned chrome ferrule for
strength, Perforated blade,
66" hardwood handle,

No. 945

Head: 10" x 6"



Noble American Mortar Mixer Hoe

• Strong forged shank with
pinned chrome ferrule for
strength, Perforated blade,
52" hardwood handle,

No. 943

Size: 7" x 5"





Scrapers, Spades & Wheelbarrows

36" Noble American Handle

• 36" handle only. NO.6 eye for Noble American 11-344, 11-354, 11-365 and 11-387.

No. 11436

Specifications: 36" - 6 eye



Noble American Pick Mattock

Head only. Heavy-duty forged steel

No. 5812

Specifications: 5 lbs. - 6 eye



Clay Pick

Head only. Heavy-duty forged steel.

No. 5912

Specifications: 5 lbs. - 6 eye



Noble American® Solid Shank Sidewalk Scraper

Socket and blade forged from one piece of heat-treated steel. Tough. Designed to remove dangerous ice-packed snow from steps and sidewalks. Extra-long socket and 48" hardwood handle.

No. 829

Size: 6" x 10"

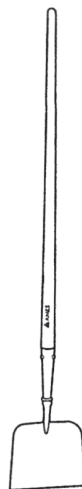


Noble American® Sidewalk Scraper

Strong socket of hot-forged steel. Tough 48" hardwood handle.

No. 8311

Size: 7" x 6"

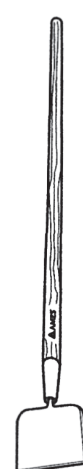


Noble American® Sidewalk Scraper

Welded construction. Tough 48" hardwood handle. Chrome steel ferrule for strength.

No. 828

Size: 7" x 5"





Hammers, Sledges, Axes, Mattocks, Handles & Wedges

Hand Drill Hammers

Used with chisels, punches, star drills and hardened nails. Their design permits heavy blows with limited swing. Each has a 10.5 inch hickory handle

No. 11008

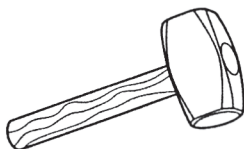
Head Weight: 2 lbs.

No. 11013

Head Weight: 3 lbs.

No. 11018

Head Weight: 4 lbs.



Double Face Sledge Hammers

•Used for general sledging operations in striking wood, concrete, metal and stone. Common uses are drifting timbers and striking spikes, cold chisels, star drills and hardened nails. Hickory handle.

No. 11082

Head Weight: 6 lbs.

Handle Length: 30"/36"

No. 11099

Head Weight: 8 lbs.

Handle Length: 32"/36"

No. 11203

Head Weight: 10 lbs.

Handle Length: 32"/36"

No. 11219

Head Weight: 12 lbs.

Handle Length: 32"/36"

No. 11234

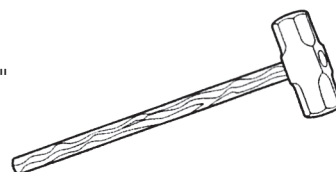
Head Weight: 16 lbs.

Handle Length: 36"

No. 11244

Head Weight: 20 lbs.

Handle Length: 36"



Noble American Repair Handles

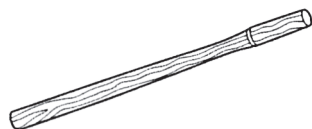
Fits 6 - 16 lbs. All handles are hickory.

No. 11403

Handle Length: 6 - 16 lbs.

No. 11405

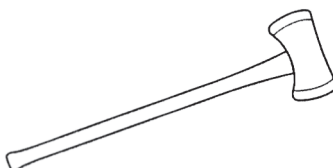
Head weight: 3 lbs.



Noble American Double Bit Michigan Axes

Head Weight: 3½ lbs.

Handle Length: 36" FiberPro®

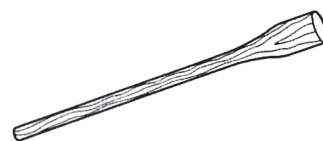


Double Bit Michigan Axe Repair Handles

No. 11445

Head Weight: 3 - 5 lbs.

Handle Length: 36" Hickory



Square Head Woodsplitting Wedges

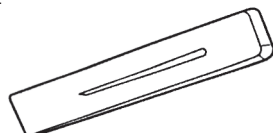
•Philadelphia pattern trowels are better suited for laying block because they allow more mortar to be placed on the blade

No. 11319

Net Weight: 3 lbs.

Length: 7½"

Head: 1½"



Cutter Mattock Head

No. 11349

Head Weight: 5 lbs.

Eye Size: 6



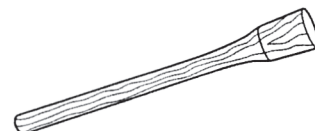
Cutter Mattock Repair Handles

No. 11436

Handle Length: 36" Hickory

Fits: 5 - 7 lbs.

Eye Size: 6



Sprayers



All Around. All Purpose

These sprayers, built to exacting industry standards, are, at the same time, ideally suited for yard and garden work. The polyethylene construction has UV stabilizers to prevent excessive stress and polymer breakdown which equates to longer lasting, top-performing sprayers.

- High-density polyethylene resists breaking, leaking and chemical corrosion
- Poly/Brass extension wand rotates 360 degrees
- 4" wide funnel top for easy filling
- Comfortable carrying strap on model 2603

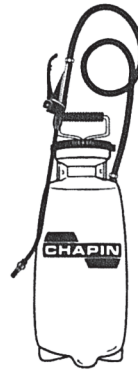
No. 2601

Usable Cap: 1.0G




No. 2602

Usable Cap: 1.5G



No. 2603

Usable Cap: 2.25G



TRI-POXY® Sprayer

The all purpose line of Chapin sprayers is designed for a wide range of household assignments and comes with a 36" reinforced hose, shut-off with lock-on feature for continuous spraying, a 2-piece poly adjustable cone nozzle that's detachable for easy clean up and fits directly to the shut-off or extension wand. An added benefit is the built-in wrench on the shutoff for easy disassembly.

- TRI-POXY® triple protection against corrosion, cracking and pitting
- 12" poly/brass extension on models 3101 and 3102 rotates 360 degrees
- 16" poly/brass extension on model 3103 rotates 360 degrees

No. 3101

Usable Cap: 1.0G



No. 3102

Usable Cap: 2.0G



No. 3103

Usable Cap: 3.0G



Economy Sprayer

No. 2752

No. 3102



Sprayers



3.5 gallon steel
No. 1949



3.0 gallon plastic
No. 22360



3.0 gallon plastic
No. 27030



2.0 gallon plastic
No. 26020



3.0 gallon plastic
No. 26030



Sprayer Parts



**Pump Sprayer
No. 6002**



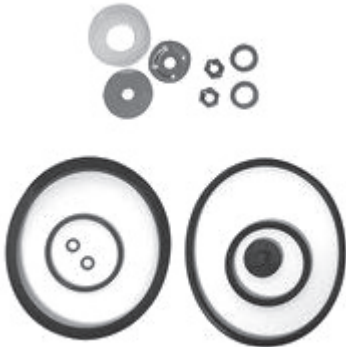
**Repair Kit
No. 1925**



**Repair Kit
No. 1945**



**Repair Kit
No. 4627**



**Shut off assembly poly
No. 4626**



**Poly Trigger
No. 4638**



**Fan Tip Nozzle
No. 5797**



**Fan Tip nozzle
No. 5940**



Sprayer Parts



48 in hose
No. 6091



Adjustable Nozzle
No. 6000



Poly Nozzle
No. 6003



Brass Shut Off
No. 6062



Brass Wand
No. 7704



Braided Hose
No. 6136



Poly Extension Wand
No. 7748



igloo®

Igloo Series Coolers - 100% Insulated

- White seamless plastic liner is sanitary, tasteless, odorless and resists stains
- "Drinking Water" imprint meets OSHA requirements
- Wide easy to Jill opening, with pressure fit lid that doubles as seat
- Safety yellow color, universal cup dispenser lug
- Sturdy lock lid bail handle (2 & 5-gallon)
- Recessed spigot is damage free and easy to operate

No. 2C492

2-Gal

Capacity: 2 Gal.

Height: 11³/₈"

Diameter: 10¹/₄"

Size Top Opening: 8³/₄"



No. 2C492

5-Gal

Capacity: 5 Gal.

Height: 15³/₄"

Diameter: 11¹/₂"

Size Top Opening: 9¹/₂"

We also carry cups and a truck mountable rack

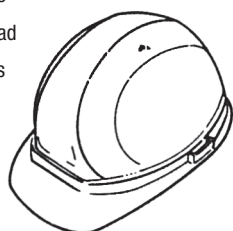


General Safety Equipment

Personal Protective Equipment

Hard Hats

- 6-point woven nylon suspension
- Lightweight, low profile design
- Available in either the "quick-slide" sizing mechanism or the patented "secure fit" ratchet suspension
- Fully stocked in 5 colors
- Fully cushioned brow pad
- Meets OSHA regulations and ANSI Z89.1 Class A, B, and C requirements
- SEI Certified Model




Edge Safety Glasses

- Stylish lightweight plastic frames
- Wraparound 7.5 base spherical polycarbonate lens
- Comfortable fit with adjustable temples and vinyl nose pad
- Optically correct lens offers 99% UV protection
- Frames available in Black, Midnight Blue, Maroon, Hunter Green, and Red/White/Blue
- Lenses available in clear, smoke, or mirror
- Meets the requirements

Model

No. SW111
No. SW111CF
No. SW112CF
No. SW116CF
No. SBAP119
No. SW113
No. SB112
No. SW115
No. SW116F
No. SW118
No. SW116
No. SW117
No. SK118
No. SW128
No. SK116
No. SW126



5 Person General First Aid Kit

- 2" x 6 yd. roll gauze
- Tweezers
- Triangular bandage 40"
- 1" x 3" Adhesive bandage (16)
- Mediacaine swabs ½ cc
- Ice pack
- 1" x 1½" yd. adhesive tape
- Scissors
- Ammonia inhalants
- Burn ointment foille ½ oz.
- Antiseptic wipes
- First aid handbook or slide chart
- Latex exam gloves

No. 2005

10 Person General first Aid Kit

- 2" x 6 yd. roll gauze
- Tweezers
- Triangular bandage 40"
- 1" x 3" Adhesive bandage (16)
- Mediacaine swabs ½ cc
- Ice pack
- Aspirin (50)
- 2" x 2" Gauze pads
- 1" x 2½" yd. adhesive tape
- Scissors
- Ammonia inhalants
- Antiseptic wipes
- Eye pads
- First aid handbook or slide chart
- Sting relief swabs ½ cc
- Latex exam gloves

No. 2010

25 Person General first Aid Kit

- 2" x 6 yd. roll gauze
- Tweezers
- Triangular bandage 40"
- 1" x 3" Adhesive bandage (50)
- Eye Wash 1 oz.
- Mediacaine swabs ½ cc
- Ice pack
- Aspirin (50)
- 2" x 2" Gauze pads
- 1" x 2½" yd. adhesive tape
- Scissors
- Ammonia inhalants
- Burn ointment foille ½ oz.
- Antiseptic wipes
- Eye pads
- First aid handbook or slide chart
- Sting relief swabs ½ cc
- Latex exam gloves

No. 2025



Hearing Protection

Model	Description
No. 14380	Classic, Uncorded, Bulk Pack
No. 14382	Classic, Uncorded, 5 pr. Box
No. 14384	Express Pod Plugs, Bulk Pack
No. 1206	Taperfit Foam, Uncorded, Bulk Pack
No. 1216	Taperfit Foam, Corded, Bulk Pack
No. LPF-1	Max Lite Low Pressure Fit, Uncorded
No. DPAS-1	Airsoft Flanged, Uncorded
No. DPAS-30R	Airsoft Flanged, Corded
No. AS-30R	Airsoft Flanged, Corded, Handy Pack
No. 318	Foam w/Vial & Chain (Taperfit)
No. 318C	3 pr. Faom, Consumer Pkg. (Taperfit)
No. QB2	Semiaural Hearing Protector



Ear Muffs

Model	Description
No. 211	Orange, Blue, Teal. Gray
No. 211C	Orange, Blue, Teal, Gray - Cons. Pkg.
No. 213	Orange, Blue, Teal, Gray - Ear Muff Attachment
No. 250	Deluxe Ear Muff
No. 201	Economy Ear Muff



3M Masks

Model	Description
No. 317B	Disposable Dust Mask 3M 8500 600 per case
No. 317C	Disposable Dust Mask - Cons. Pkg. (5)
No. 8710	Approved Dust Mask 3M 8710 240 per case
No. 9920	Welding/Fume/Mist Mask



General Safety Equipment

Personal Protective Equipment

3M™ Respiratory Protection

No. 6240

Half Mask, Medium, w/ 2040 HEPA Filters

No. 2040

High Efficiency Filter (HEPA)



Rainsuit

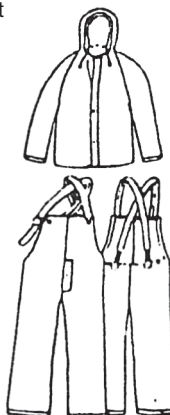
• Yellow three-piece rainsuit (Jacket, Bib Trousers, Detachable Hood)

• Medium Duty

• 2-Ply PVC

• Available in SM, MED, LG, XL, XXL, XXXL

No. 4300



Safety Vests

No. F18

Safety Vest

No. F18C

Safety Vest - Cons, Pkg.

No. F18R

Safety Vest w/ reflective stripe



Orange flagging tape

No. xxx

1-3/16 in wide x 300 feet long



Roll of yellow caution tape

No. xxx

Size: 1000 ft long



Silt Fence

No. xxx

3 ft x 100ft



Orange safety fence

No. xxx

4 ft x 100 ft



Safety cones and safety flags

No. xxx

Size: Available in 16 in and 24 in




Halogen work lights

No. xxx

• Replaceable 500W T3 Halogen bulb included

• Adjustable lighting angle to point the light where it's needed

• Sealed on/off switch



General Safety Equipment

Unsupported Gloves, Rainsuits & Aprons

Black jersey with red quilted lining



Regular black jersey



1160-L leather work gloves



Blue safety wise reversible with grip texture



**10 Mil Vinyl Bille Apron
No. DSV1045**



White with black grip texture



White with black grip texture



**White with blue grip texture
regular and double sided**



Regular yellow rubber gloves



Yellow fuzzies



**Yellow jersey style with
patterned reversible rubber**



**400 L blue and yellow textured
gloves with waterproof palm**



**Orange completely sealed gloves
with a jersey cuff**



Safety vests





MK Diamond Products, Inc.

BX-3

The BX-3 is a portable and lightweight, masonry saw. The open-back design allows for large materials to pass through. Includes 14" Diamond Blade. Electric saw operates on 110V.



MK-5000 Series

The MK-5000 Series of gas and electric block saws set the quality standard for durability.



(314) 781-0040 • EXT. 4

**Available accessories
and parts include
water kit, filters, and
replacement brushes**

Gas power cutter



K760 Gas power cutter, 14 inch

Can be used for a variety of cutting applications including curbstones and pavers in landscaping, metal/pipes in installation work, concrete in buildings as well as roadwork applications.

- SmartTension, semi-automatic belt tensioning.
- Optimized engine performance and 5% fuel savings through new efficient cylinder design, digital ignition system and X-Torq engine technology.
- DEX, dust suppression system, makes it easy to ensure dust is reduced while minimizing water consumption and slurry.

No. 967181002



Husqvarna

**Gas Power cutter
spare parts for
the K760**

Arbor bushing

No. 506379622

Size: replaceable 7/8in



Belt (Poly-V)

No. 544908402

Size: 14"



Filter, air with spill (cage)

No. 574362302

Filter, air with weight

No. 506264111



**Oilguard - Premium 2-stroke
engine oil**

No. 504067201

1 case of 48, 2.6 oz bottles - 1 gallon mix

No. 504067301

1 case of 48, 6.4 oz bottles - 2.5 gallon mix



**Pre-Mixed Fuel - 2-stroke
engines**

No. 581158701

1 case of 6, 1 quart cans



Water Tank

Husqvarna®

WT15 Water Tank

The WT 15 is a battery-powered pressurized water tank that provides 45 minutes of cutting time..

No. 966708302

No. PWT15

No. 506326302





Plaster/Mortar Mixers



Model	EM70S	EM90S	EM120M (Mechanical)	EM120HYD	PR012 (Hydraulic)
Capacity - Cubic ft. (liters)	7 (93)	9 (248)	12 (340)	12 (340)	12 (340)
Capacity - bags (portland)	1.5 to 2.5	2.5 to 3.5	3.5 to 4	3.5 to 4	3 to 4
Power Sources**	1.5 HP 1 Ø 115/230V	3 HP 1Ø 230V Electric 7.9 HP Honda	5 HP 1Ø 230V Electric 5 HP 3Ø 230/460V Electric 10.7 HP Honda	11.7 Honda	Honda GX390 11.7hp (8.7 kW) 5 HP 1Ø 230V Electric 5 HP 3Ø 230/460V
Drum Material	Steel	Steel	Steel	Steel	Steel
Average weight* - lbs. (kg)	690 (313)	785 (356)	1,090 (494)	1,010 (454)	1580 (716.7)
Length (w/tongue) x W x H - in. (cm)	98x50x5 (248x127x142)	98x50x5 (248x127x150)	82x51x60 (208x130x152)	110x51x63 260x130x160)	73.5 x 35.0 x 45.0
Height (including handle) - in. (cm)	73 (185)	77 (196)	75 (191)	N/A	Up to 42.5 in.
Discharge height - in. (cm)	21 (53)	21 (53)	17 (43)	17 (43)	N/A
Tires	B78x13 in.	B78x13 in.	B78X13 in.		Stationary
Drive	V-Belt	V-Belt	Mechanical	Hydraulic	Hydraulic
Dump Action	Manual	Manual	Manual	Hydraulic	Hydraulic
Towable	Yes	Yes	Yes	Yes	Stationary



Concrete Pump



Hopper Height	43 in	1092 mm
Hopper Capacity	10 ft	0.283 L
Pump Outlet	0.5 in	127 mm
Concrete Cylinders	6 x 36 in	152 x 914 mm
Hydraulic Cylinders	3 x 36 in	76 x 914 mm
Hydraulic Oil Capacity	58 gal	219 L
Fuel Tank Capacity	40 gal	151 L
Brake Type		Hydraulic Surge
Pumping Rate per Hour	0-40 yd	0-30 m
Vertical Pumping Height	300 ft	91 m
Horizontal Pumping Distance	1000 ft	305 m
Max. Concrete Pressure	1100 psi	76 bar
Max. Aggregate Size	1.5 in	38 mm
Note: These figures will vary due to concrete mix design, line size, and job site conditions.		
Overall Length	173 in	4394 mm
Overall Width	68 in	1727 mm
Overall Height	70 in	1778 mm
Operating Weight	4860 lb	2210 kg



Plate Compactors and Trowels



ENGINE	Honda™ GX160 (163 cc)	Honda™ GX270 (270 cc)	Kohler CH395 (277 cc)	Honda™ GX270 (270 cc)	Honda™ GX390 (389 cc)
HORSEPOWER CLASS	5.5 HP (4.1 kW) or 9 HP (6.7 kW)	9 HP (6.7 kW)	9.5 HP (7.1 kW)	9 HP (6.7 kW)	13 HP (9.7 kW)
ROTOR DIAMETER	36 in (92 cm) 4-blades	36 in (92 cm) 4-blades	36 in (92 cm) 4-blades	46 in (117 cm) 4-Blades	46 in (117 cm) 4-blades
MAXIMUM ROTOR SPEED	120 RPM	120 RPM	120 RPM	120 RPM	180 RPM
TROWEL ARMS & SPIDER	Standard Duty	Standard Duty	Standard Duty	Standard Duty	Super Duty
WEIGHT	186 lb (89 kg) or 222 lb (101 kg)	198 lb (89 kg)	290 lb (131 kg)	250 lb (113 kg)	315 lb (142 kg)
DIMENSIONS (L X W X H)	72 x 38 x 36 in (177.8 x 96.5 x 91.5 cm)	84 x 36 x 38 in (213.4 x 91.5 x 96.5 cm)	72 x 38 x 36 in (177.8 x 96.5 x 91.5 cm)	78 x 48 x 39 in (198.1 x 121.9 x 99 cm)	78 x 48 x 39 in (198.1 x 121.9 x 99 cm)



ENGINE	Honda® GX120 (118 cc)	Honda® GX160 (163 cc)	Honda® GX270 (270 cc)
HORSEPOWER CLASS	4 HP (3 kW)	5.5 HP (4.1 kW) or 9 HP (6.7 kW)	9 HP (6.7 kW)
ROTOR DIAMETER	24 in (61 cm) 4-blades	36 in (92 cm) 4-blades	46 in (117 cm) 4-Blades
MAXIMUM ROTOR SPEED	135 RPM	150 RPM	150 RPM
TROWEL ARMS & SPIDER	Standard Duty	Standard Duty	Standard Duty
WEIGHT	122 lb (55 kg)	172 lb (78 kg) or 184 lb (87.9 kg)	210 lb (95 kg)
DIMENSIONS (L X W X H)	65 x 24 x 43 in (165.1 x 61 x 109.2 cm)	75 x 36 x 43 in (190.5 x 91.5 x 109.2 cm)	82 x 46 x 43 in (208.3 x 116.8 x 109.2 cm)

Not all walk behind trowels and riding trowels are in stock. Please call Raineri for pricing and availability.




Plate Compactors and Trowels

HDX780



HDX760



ENGINE	Hatz 4H50TIC (T4F)	KubotaV3800DI-T-E3B (T3)	Kubota V1505-T-E3B
HORSEPOWER CLASS	74 HP (55 kW)	99 HP (73.8 kW)	44.2 hp (33 kW)
FUEL TYPE	Diesel	Diesel	Diesel
PANNING PATH WIDTH	117.6 in (298.7 cm)	139 in (353 cm)	100 in (254 cm)
ROTORS (DIAMETER)	57.6 in (146.3 cm) 6-Bladed Spider	60 in (152.4 cm) 6-Bladed Spider	46 in. (116.8 cm) 6-Bladed Spider
MAXIMUM ROTOR SPEED	145 RPM	135 RPM	135 RPM
STEERING CONTROL SYSTEM	Power	Power	Power
FUEL CAPACITY	11 gal (41.6 L)	20 gal (75.7 L)	11 gal (41.6 L)
RETARDANT CAPACITY	6 gal (23 L)	6 gal (23 L)	6 gal (23 L)
WEIGHT	2,687 lb (1,219 kg)	3,044 lb (1,386 kg)	1,613 lbs. (735 kg)
DIMENSIONS (L X W X H)	122.7 x 62.7 x 62 in (311.6 x 159.3 x 157.5 cm)	144 x 66 x 64 in (365.8 x 167.6 x 162.5 cm)	108 in x 50.5 in x 50.5 in (274 x 128.3 x 128.3 cm)

Not all walk behind trowels and riding trowels are in stock. Please call Raineri for pricing and availability.




Plate Compactors and Trowels



ENGINE	Honda GX690 (688cc)	Honda GX690 (688cc)	Honda GX690 (688cc)	Honda GX690 (688cc)
HORSEPOWER CLASS	22.1 HP (16.5 kW)	22.1 HP (16.5 kW)	22.1 HP (16.5 kW)	22.1 HP (16.5 kW)
FUEL TYPE	Air-Cooled Gasoline	Air-Cooled Gasoline	Air-Cooled Gasoline	Air-Cooled Gasoline
PANNING PATH WIDTH	74 in (188 cm)	85 in (216 cm)	74 in (188 cm)	95 in (241 cm)
ROTORS (DIAMETER)	36 in (91.4 cm) 4-Bladed Spider	36 in (91.4 cm) 4-Bladed Spider	36 in (91.4 cm) 4-Bladed Spider	46 in (117 cm) 4-Bladed Spider
MAXIMUM ROTOR SPEED	145 RPM	145 RPM	165 RPM	145 RPM
STEERING CONTROL SYSTEM	Manual	Manual	Power	Manual
FUEL CAPACITY	6 gal (23 L)	6 gal (23 L)	6 gal (23 L)	6 gal (23 L)
RETARDANT CAPACITY	6 gal (23 L)	6 gal (23 L)	6 gal (23 L)	6 gal (23 L)
WEIGHT	735 lb (333 kg)	783 lb (355 kg)	830 lb (376 kg)	830 lb (376 kg)
DIMENSIONS (L X W X H)	78 x 41 x 53 in (198 x 104 x 135 cm)	86 x 39 x 53 in (218 x 99 x 135 cm)	78 x 41 x 53 in (198 x 104 x 135 cm)	98 x 50 x 53 in 249 x 127 x 135 cm)


Steel float pans

Flat (0" to 1/8" dish) and Mild-Dished (1/4" to 3/8" dish) steel pans available



Trowel Blades

We carry a complete line of finish blades, combination blades and clip-on float shoes for your walk-behind or ride-on power trowels. Made of high quality steel or composite plastic with six high strength rivets to maximize blade life. The blades fit most other brands of walkers and riders.



Not all walk behind trowels and riding trowels are in stock. Please call Raineri for pricing and availability.

PFERD



PHERD
BLADES

14 in stone and brick blade
No. 64238




14 in steel cutting blade_e
No. 64018




12 inch steel cutting blade
No. 64015



Rain 7 inch steel cutting blade
No. XXX



Rain 7 inch stone
No. 69708



4 inch tuck point grinding wheel
No. 61501





GRIP-RITE BLADES

**4.5 inch diamond tuck pointing
blade**

No. GRTPB451




**14.0 inch diamond multi-purpose
concrete and masonry blade**

No. GR1414



**7 and 12 inch diamond
multi-purpose concrete and
masonry blades**


No. PAT070S and PAT1212S



Trowels

E.I.F.S. Tools


6 in Dura Rasp




12 in Dura Rasp




12 inch Dura Rasp with cutting claw




Ribbon and Notch



Ribbon and Notch



Ribbon and Notch



Inside and Outside Cove Tools



Inside and Outside Cove Tools




Inside and Outside Cove Tools



***Trowels and
Misc.***

E.I.F.S. Tools

Inside and Outside Cove Tools



Inside and Outside Cove Tools



Inside and Outside Cove Tools



Foam adhesive




Foam adhesive gun



Bucket scoop



Bucket trowel




Plastic finish float



Hot knife cutting blades



Aluminum diverter flashing




Groove tool sleds

E.I.F.S. Tools

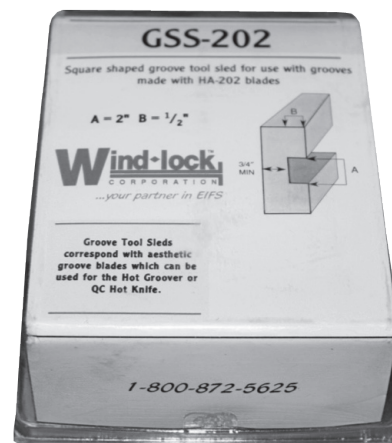
Groove tool sleds
No. KS-101



Groove tool sleds
No. KS-102



Groove tool sleds
No. GSS-202



General Hardware

5 Gallon Plastic Bucket



Fortrex Heavy Duty Reinforced Rubber Bucket



5 Gallon Gas Can

•available in 1 gallon



5 Gallon Diesel Can

•available in 1 gallon



75 ft. Heavy Duty Water Hose

•will accomodate hot water



Heavy Duty Staple Gun



Hammer Tacker



Staples

•All sizes of staples available



Steel Body Utility Knife



General Hardware

Right Cut Aviation Snip



Left Cut Aviation Snip



Paint Roller Frame




Paint Rollers



Paint Roller Pan



Paint Roller Screen



3M ExtraLarge Commercial Sponge



Blue Masking Tape



DuctTape



General Hardware

Red Poly-Vinyl Tape



One Quart Caulk Gun



Standard Caulk Gun



Foam Ear Plugs



3 Inch Lag Bolts



25ft Tape Measure



**Small Flexible Work Light with
Magnetic End**



**Heavy Duty 50ft-12/3 Extension
Cord**



**Heavy Duty 100ft-12/3 Extension
Cord**



General Hardware

Inverted Tip Marking Paint

- available in white, green, blue, red, and yellow



Upright Tip Spray Paint

- available in flat black, gloss black, and white



Heavy Duty Blue Plastic Tarps with Grommets

- available per foot sizing includes 6x8, 10x12, 8x10, 16x20, 10x20, 20x40, and 20x30



Foam Backer Rod by the Spool or by the Foot

- available in three eighths inch, half an inch, five eighths inch, and three quarter inch



Flexible Hyde Putty Knife

- Available in an inch and a half, or one and a half inch, an inch and five sixteenths, an inch and quarter



Chalk Box Chalk

- 8 oz. plastic bottles. Available in white, blue, red, and yellow



Chalk Box Reel

Size: 100ft



Eucolastic 10 oz. Caulk

- available in black, buff, grey, limestone, almond and white



Wedge anchors

- available in half an inch and three quarters of an inch from three inches to six inches in length



General Hardware

Bungee Cords

- available sizes include 10 inch, 15 inch, 21 inch, 31 inch, and 41 inch



Construction Adhesive for Concrete and Masonry




Number 8 Wheep Rope 1/4in x 100ft.




Steel Mailbox Insert

- Flags also available



Wheep Cell Vent

- Three eighths an inch clear plastic



Nails

- 50lb box. Available sizes include an inch and a half roofing, 2 inch roofing, half an inch stub nails, 16d BRT common, 8d common, 16 double head, checkered, and 8d double head.



Pipe Wrench

- available in 18 and 24 inch



Bolt Cutters

- available in 18 and 36 inch



Wooden Concrete Form Stakes

- three quarters of an inch x 18 inch and three quarters of an inch x 24 inch



General Hardware

Round Steel form Stake

- three quarters of an inch x 18 inch and three quarters of an inch x 24 inch



Rebar Support-(P Sake)



Steel Hose Nozzle No. 573TF



Insulated Hose Nozzle No. 57TFR



Brass Twist Nozzle with Rubber Coating No. 6943930



Steel Jobsite Locking Tool Chest Size: 48 inch



4 x 8 inch Concrete Test Cylinder



General Hardware

Polymer Female Hose Mender


- Premium nylon construction with extreme durability
- For repairing rubber or plastic hoses
- Leakproof
- Reusable
- Rustproof stainless steel screws
- Made in U.S.A.

No. 01F

Size: 5/8" x 3/4"

No. 05F

Size: 7/16" x 1/2" x 9/16"



Polymer Hose Mender


- Premium nylon construction with extreme durability
- For repairing rubber or plastic hoses
- Leakproof
- Reusable
- Rustproof stainless steel screws
- Made in U.S.A.

No. 01HM

Size: 5/8" x 3/4"

No. 05HM

Size: 7/16" x 1/2" x 9/16"



Polymer Male Hose Mender


- Premium nylon construction with extreme durability
- For repairing rubber or plastic hoses
- Leakproof
- Reusable
- Rustproof stainless steel screws
- Made in U.S.A.

No. 01M

Size: 5/8" x 3/4"

No. 05M

Size: 7/16" x 1/2" x 9/16"




Brass Female Mender

- For repairing rubber or plastic hoses
- Clincher fingers hold coupler onto hose
- Durable brass construction
- Recommended for rubber hot water hose
- Made in U.S.A.

No. C58f

Size: 5/8"



Brass Male Mender

- For repairing rubber or plastic hoses
- Clincher fingers hold coupler onto hose
- Durable brass construction
- Recommended for rubber hot water hose
- Made in U.S.A.

No. C58M

Size: 5/8"



Brass Mender

- For repairing rubber or plastic hoses
- Clincher fingers hold coupler onto hose
- Durable brass construction
- Recommended for rubber hot water hose
- Made in U.S.A.

No. C58HM


Size: 5/8"



Polymer Y Connector with Shut-Offs

- Rustproof polymer construction with high impact durability
- Twin shut-off valves to enable multi-tasking
- Not recommended for hot water use
- Made in U.S.A.


No. 17



10 Vinyl Hose Washers on Sheet

- 10 vinyl hose washers on tear-away sheet
- Tear-off "as you need" design
- Made in U.S.A.

No. 17





RAINERI

RAINERI BUILDING MATERIALS, INC.

Construction Products



EUCLID CHEMICAL

Liquid Admixtures, grouts, Patching materials, water stop and epoxy

Akkro-7T

AKKRO-7T is a non-redispersable, liquid bonding admixture used to produce polymer modified concrete and mortar. AKKRO-7T is a milky white, water-based emulsion of high solids acrylic polymers and modifiers. AKKRO-7T is non-yellowing and has excellent resistance to ultraviolet degradation, heat and most common chemicals. AKKRO-7T does not alter the color of the mixture.

- Increases flexural and tensile strength
- Improves bond strength
- Reduces shrinkage
- Resists water penetration
- Protects against freeze-thaw damage
- Non-yellowing
- Does not re-emulsify when exposed to water

Available in 1, 5, and 55 gallons.



Tammsweld

TAMMSWELD is a rewettable liquid bonding agent and polymer modifier for concrete and cement mortars. TAMMSWELD is a high film build, ethylene vinyl acetate copolymer emulsion.

- High build bonding agent or polymer admixture
 - Increases bond strength
 - Improves durability
 - Long open time
- Available in 1, 5, and 55 gallons.



Thin Patch

TAMMS THIN PATCH is a polymer-modified, cement based mortar formulated for repairing defects in concrete and masonry surfaces from featheredge up to 1" (2.54 cm). Single-component

- Trowelable repair mortar
- Long-term durability
- Outstanding bond strength



Speedcrete Blueline

SPEED CRETE BLUE LINE is a proprietary formulation of blended portland cements, finely processed select aggregates, and specific chemical additives designed to provide a rapid set, particularly for underwater use. SPEED CRETE BLUE LINE undergoes a chemical "hyper hydration" and produces a very stable, low permeable, cementitious matrix.

Initial set in 3 to 5 minutes

- Underwater cure
- High strength
- Durable in fresh and salt water
- Placed without forming, at no slump consistency
- Can be "shaved" to desired contour

Available in 5 gallon buckets



Speedcrete Redline

SPEED CRETE RED LINE is a rapid-setting, cement-based concrete and masonry repair mortar. SPEED CRETE RED LINE is a proprietary formulation of blended portland cements, finely processed select aggregates, and specific chemical additives that undergo a chemical "hyper hydration" and produces a stable, low permeability, cementitious matrix. SPEED CRETE RED LINE can be "shaved" for detailed repairs.

Initial set in 8 to 20 minutes

- Final set within 30 minutes
- Can be "shaved" to desired shape
- High strength
- Excellent durability
- Compatible with galvanic anodes

Available in 50lb. bags



Euco Rock

EUCO ROCK is a pourable hydraulic cement designed for anchoring or grouting applications. EUCO ROCK sets rapidly and quickly achieves load bearing and bond strength properties. It does not contain any metallic aggregate or chloride ions.

- Fast and controlled set
- Positive expansion
- Excellent freeze/thaw durability
- High early strengths

Available in 5 gallon buckets





EUCLID CHEMICAL

Liquid Admixtures, grouts, Patching materials, water stop and epoxy

NS Grout

NS GROUT is designed for critical use where high strength, non-staining characteristics and positive expansion are required. NS GROUT contains only natural aggregate and an expansive cementitious binder. It is extremely flowable. When cured, it appears similar to concrete in appearance.

Non-staining natural aggregate for better appearance

- Excellent bearing
- Compatible with galvanic anodes (Fluid)
- Appearance of plain concrete
- Does not contain any added chloride ions
- Outstanding strength

Available in 50lb bags.



Dural fast set epoxy gel

DURAL FAST SET GEL is a two-component, 100% solids, moisture insensitive, rapid-setting epoxy adhesive and binder for numerous applications. This high modulus, structural gel is perfect for bonding applications that require a quick turn-around. DURAL FAST SET GEL can be used in temperatures as low as 40°F (4°C) and rising.

- Exceptional adhesion to construction materials
- Perfect for vertical and overhead applications
- Easy to use 1:1 mix ratio
- DOT Not Regulated
- Moisture insensitive
- Rapid strength gain in a wide temperature range

Available in 10 oz. tubes.



Eucobar Evaporation Retardant

• EUCOBAR is designed to be used as an evaporation retardant on concrete surfaces of all types. When sprayed over fresh concrete, EUCOBAR forms a monomolecular film that prevents rapid moisture loss from the concrete surface. It is easy to use requiring only the addition of water before spray application. EUCOBAR is especially effective when concreting operations must be performed in direct sun, wind, high temperatures, or low relative humidity.

- Holds in surface moisture on concrete floors, slabs, and repairs
- Helps prevent plastic shrinkage cracking
- Easy and economical to use
- Helps eliminate crusting caused by loss of surface moisture
- Water based for total compatibility with fresh concrete
- Excellent for both interior and exterior concrete projects
- Will not affect adhesion of curing compound or other treatments

Available in 1 and 5 gallon buckets.



Speed Plug Water Plug

SPEED PLUG is a rapid-setting hydraulic cement compound used to instantly stop running water or seepage in masonry or concrete. SPEED PLUG is ready to use and requires only the addition of water before plugging and sealing active leaks. SPEED PLUG is available in a standard 1-3 minute set time formula, as well as a faster setting 45 second version and a slower setting 3-5 minute formulation.

Non-shrinking, non-metallic, and non-corrosive

- Initial set in 1 to 3 minutes
- Stops running water or seepage leaks
- High strength
- Controlled expansion
- Can be applied underwater

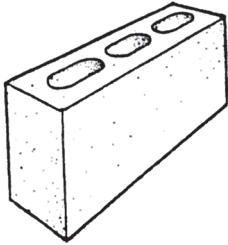
Available in 5 gallon buckets.



Heavyweight and Lightweight Block

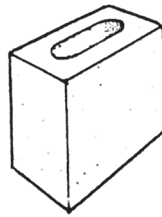
4" Standard

4" x 8" x 16" Hollow
Lightweight or Heavyweight



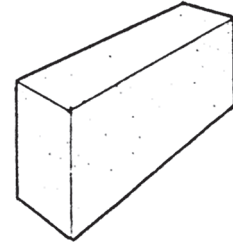
4" Standard

4" x 8" x 8" Hollow
Lightweight or Heavyweight



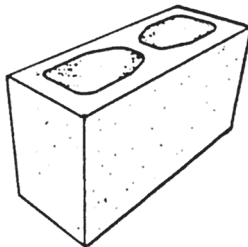
4" Standard

4" x 8" x 16" Solid
Lightweight or Heavyweight



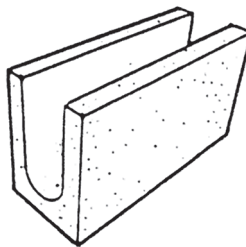
6" Standard

6" x 8" x 16" Hollow
Lightweight or Heavyweight



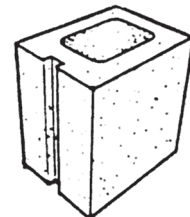
6" Standard

4" x 8" x 16" Bond Beam
Lightweight or Heavyweight



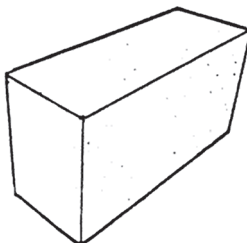
6" Standard

4" x 8" x 8" Com. Cor. Sash
Lightweight or Heavyweight



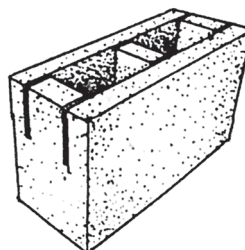
6" Standard

4" x 8" x 16" Solid
Lightweight or Heavyweight



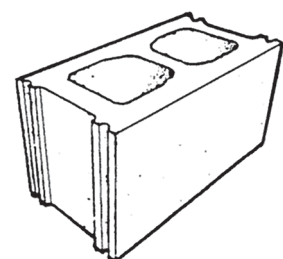
6" Standard

4" x 8" x 16" K.O. Bond Beam
Lightweight or Heavyweight



8" Standard

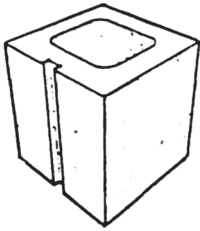
8" x 8" x 16" Hollow
Lightweight or Heavyweight



Heavyweight and Lightweight Block

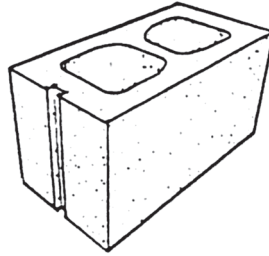
8" Standard

8" x 8" X 8" Comb. Cor. Sash
Lightweight or Heavyweight



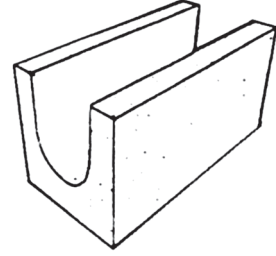
8" Standard

8" x 8" X 16" Comb. Cor. Sash
Lightweight or Heavyweight



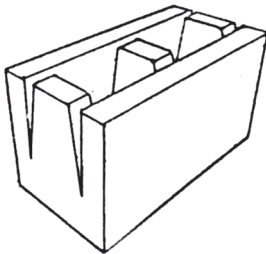
8" Standard

8" x 8" X 16" Bond Beam
Lightweight or Heavyweight



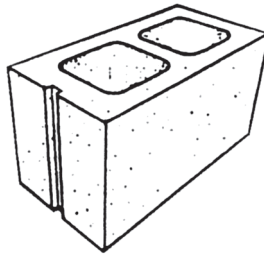
8" Standard

8" x 8" X 16" K.O. Bond Beam
Lightweight or Heavyweight



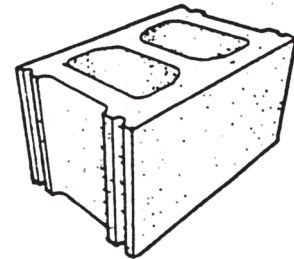
8" Standard

8" x 8" X 12" Comb. Cor. Sash
Lightweight or Heavyweight



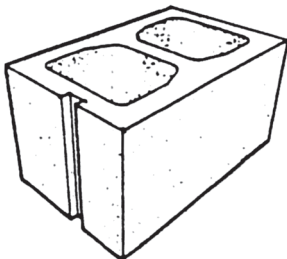
10" Standard

10" x 8" X 16" Hollow
Lightweight or Heavyweight



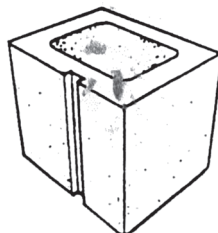
10" Standard

10" x 8" X 16" Comb. Cor. Sash
Lightweight or Heavyweight



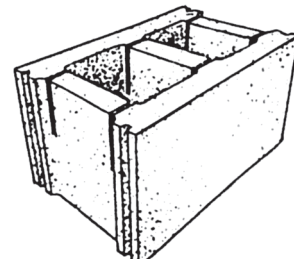
10" Standard

10" x 8" X 8" Comb. Cor. Sash
Lightweight or Heavyweight



10" Standard

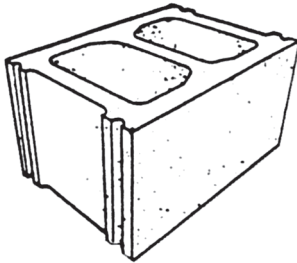
10" x 8" X 16" Bond Beam
Lightweight or Heavyweight



Heavyweight and Lightweight Block

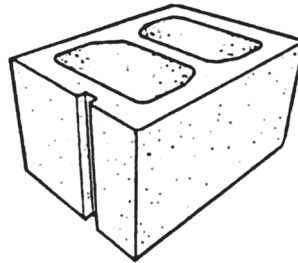
12" Standard

12" x 8" x 16" Hollow
Lightweight or Heavyweight



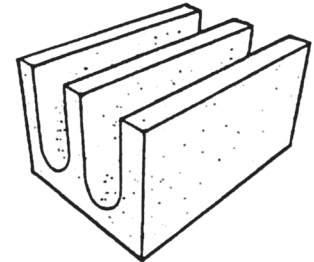
12" Standard

12" x 8" x 16" Comb. Cor. Sash
Lightweight or Heavyweight



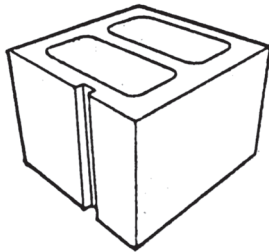
12" Standard

12" x 8" x 16" Bond Beam
Lightweight or Heavyweight



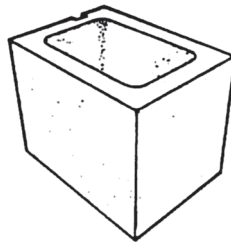
12" Standard

12" x 8" x 12" Comb. Cor. Sash
Lightweight or Heavyweight



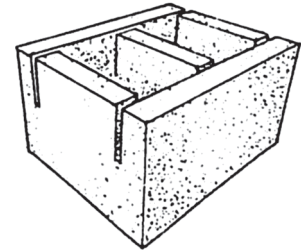
12" Standard

12" x 8" x 8" Comb. Cor. Sash
Lightweight or Heavyweight



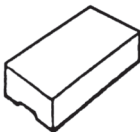
12" Standard

12" x 8" x 16" Bond Beam Vert. Reinf.
Lightweight or Heavyweight



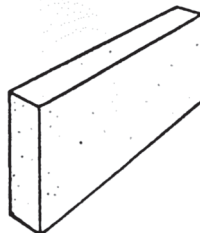
Concrete Brick

4" x 2 1/4" X 8" Brick
Lightweight or Heavyweight



Patio Block

1 5/8" x 8" X 16" Brick
Lightweight or Heavyweight



ASTM C-270 Proportion Specification

MORTAR TYPE	PROPORTIONS BY VOLUME			
	PORTLAND CEMENT	MASONRY CEMENT	HYDRATED LIME	SAND
M	1		3/4	3
M	1	1 (TYPE II)		6
S	1		3/4	4 1/2
S	3/4	1 (TYPE II)		4 1/2
N	1		1	6
N		1 (TYPE II)		3
O	1		2	9
O		1 (TYPE I or II)		3

Bulk Material

Bulk Sand and Gravel

Available in 100 lbs. Plastic Bags

- 1" Clean White Rock
- River Sugar Sand (Tuckpointing Sand)
- Fine Meramec (Masonry Sand)
- Fine River Sand (Masonry Sand)
- Meramec "C" Gravel
- Meramec Medium Sand
- Meramec "B" Gravel



(314) 781-0040 • EXT. 4

Redi-Mix Dispatch
(314) 781-1573 Ext. 4

**Building Materials &
Hardware**
(314) 781-0040 Ext. 4

Bookkeeping Dept.
(314) 781-1573 Ext.
1617, 1615

Fax
(314) 781-0621 Ext. 6, 26

**Architectural blocks are available in split face
& colored split face units**

Mortars and Lime

Masonry Mortar, Grout, and Cement

Spec Mix Type N Cement Lime Sand

•80lb bag



Holcim Cement-Lime Type S

•75 lb bag



Spec Mix Pre-Blend Coarse Grout

•80lb bag



Spec Mix 3,000lb Bulk Mortar Sand Cement Lime



Holcim CementLime Type N

•72lb bag



Spec Mix Type N Masonry and Sand

•80lb bag



Holcim Type N Masonry Cement

•70lb bag



Holcim Type S Masonry Cement

•70lb bag



Western Miracle Lime

•50lb bag



Masonry Cement


Raineri Type N masonry cement

• 70lb bag



Raineri Type 1 Portland Cement


• 94lb bag




Raineri is a dealer of Spec Mix 3,000lb bulk mortar and grout as well as Spec Mix 80lb pre-blend mortar and grout.



Solomon Colors



**Coloring and Imprinting
Ready Mix Concrete**



**Raineri has a state of the art
color dispensing system that
dispenses color into the concrete
at the point of batch.**

Color Matching Available!

Raineri stocks all A-Series SGS color for masonry



Masonry Fireplace Materials

Vestaire Circulator Fireplace

Rectangular shape with poker control for easy masonry installation

No. 42 (Special Order Only)

Fireplace Opening	Overall Dimensions	Part Code:
42" x 32"	47" x 23¼" x 58¼"	50-004



Tube-aire Circulator fireplace


Rectangular shape with poker control for easy masonry installation

No. T-32 (Special Order Only)

Fireplace Opening	Overall Dimensions	Part Code:
32" x 28½"	39" x 21" x 51½"	50-050

No. T-40 (Special Order Only)


Fireplace Opening	Overall Dimensions	Part Code:
40" x 28½"	47" x 21" x 53"	50-052



Fireplace Damper (Special Order)

Poker control, all cast iron

	Throat Dim	Height	Overall Dim	Part Code
No. 24	F24" x B18" x 10"	6"	28" x 21" x 13½"	01-001
No. 36	F36" x B29" x 10"	6"	40" x 32¾" x 13½"	01-004
No. 42	F42" x B35" x 10"	6"	46" x 38¾" x 13½"	01-005
No. 48	F48" x B41" x 10"	6"	52" x 44¾" x 13½"	01-006



Fireplace Damper (Special Order)

Furnished with assembled and attached folding handle

	Throat Dim	Height	Overall Dim	Part Code
No. HT-24	F24" x B24" x 8½"	15¾"	27" x 27" x 10¾"	05-001
No. HT-30	F30" x B30" x 8½"	15¾"	33" x 33" x 10¾"	05-002
No. HT-36	F36" x B36" x 8½"	15¾"	39" x 39" x 10¾"	05-004
No. HT-42	F42" x B42" x 8½"	15¾"	45" x 45" x 10¾"	05-005
No. HT-48	F48" x B48" x 8½"	15¾"	51" x 51" x 10¾"	05-006



Fireplace Damper (Special Order)

All steel


	Throat Dim	Height	Overall Dim	Part Code
No. 636	F36" x B36" x 8¾"	6"	38" x 38" x 10¾"	06-004
No. 642	F42" x B42" x 8¾"	6"	44" x 44" x 10¾"	06-005
No. 648	F48" x B48" x 8¾"	6"	50" x 50" x 10¾"	06-006



Multi-Opening Fireplace Damper (Special Order)

All steel

	Throat Dim	Flue	Height	Width Lintel	Part Code
No. 3620	30" x 30"	18" x 18"	18½"	3"	08-003
No. 4824	48" x 24"	20" x 24"	21½"	3"	08-005




Ash Dump

All Steel

No. ST-49

Size: 4½" x 9"
Part Code: 24-003




Magic Air

All steel construction dump with outside combustion air, anti-ash baffle. For all-masonry firebox only. Not for zero clearance installation.

No. OCA-1

Size: 4½" x 9"
Part Code: 24-020



Cleanout Door

Solid cast iron

No. 88

Width x Height: 8" x 8"
Part Code: 26-001





Masonry Fireplace Materials


Solid Cleanout Door

Galvanized steel to prevent corrosion

No. ST88

Width x Height: 8" x 8"

Part Code: 26-011




Aluminum Brick Vent

Galvanized steel to prevent corrosion

No. AL-1

Description: 2³/₈" x 7⁷/₈" x 3⁵/₈" Replaces one brick.

Part Code: 37-025




Louver Block Vent

Adjustable louver - 8 x 8 Perma-coated screen attached.

No. GA-168

Description: 3-hinged louvers adjustable.

Part Code: 37-015



Buff Yellow Fire Brick Standard Size and Split




Red Fire Brick Standard Size Tumbled and Non-Tumbled



Clay Flue Pipe

Sizes include 9 x 9, 9 x 13, 13 x 13, 9 x 18, 13 x 18, 18 x 18 x 1 ft, and 24 x 24 x 1 ft.



Superior Clay Corporation Decorative Chimney Pots

• Available in all styles





Flashing

Textro Flash

Size: 12in x 75ft 3 rolls in a box

Size: 18in x 75ft 2 rolls in a box



IPCO Flashing

Size: 20 mil. 16 in x 150ft PVC

Size: 20 mil. 12 in x 150ft PVC



PAREX®

Basecoats, Adhesives and Finish


Parex 121 Dry Basecoat and Adhesive 50lbs

Basecoat for Parex EIFS n Adhesive to laminate EPS to listed substrates n Applied without the addition of cement n Mixed on site with water n Excellent workability




Parex 121 Dry Cool Base eifs Basecoat and Adhesive 50lbs

White basecoat for Parex EIFS. Promotes better coverage of finish. Faster and easier application of finish. Adhesive to laminate EPS to listed substrates. Applied without the addition of cement. Mixed on site with water.




356 Short Detail Mesh

4.5 oz fiberglass mesh 9.5 in. (24cm) Backwrapping, corners, reveals and trim. wide. Highly flexible for details. Alkali-resistant.



355 Standard Mesh

4.5 oz fiberglass 38 in. (96.5 cm) mesh. Is highly flexible for full walls or details. Is alkali-resistant. Standard reinforcement of Parex USA EIFS walls for impact resistance and details. 475 square foot per roll.



Parex USA 352 Adhesive Mesh

4.5 oz. fiberglass mesh. Self Adhesive, facilitates the wrapping of complex contours. Highly flexible for details. Alkali resistant. Used for backwrapping, corners, reveals and trims.



Parex DPR Acrylic Finish in

- 530 (swirl fine)
- 531 (swirl coarse)
- 532 (multi-text)
- 533 (smooth)
- 534 (sand fine)
- and 535 (sand coarse)

100% Acrylic-based textured finish n DPR (Dirt Pick-up Resistance) chemistry n Integrally colored with high quality pigments n Exceeds ASTM and ICC Acceptance Criteria



Basecoats, Adhesives and Finish

PAREX®

Parex bundle of foam

Available in ¾ inch, 1 inch, 1.5 inch, 2 inch, 3 inch.




Parex 310 primer

A 100% acrylic-based primer. Reduces the chance of efflorescence which may result from the cement content of various bases. Enhances the appearance and uniformity of the finish. Water-vapor permeable. Does not create a vapor retarder. Improves finish coverage.



Fiber reinforced pre-mix 1 coat stucco



121 Wet eifs basecoat and adhesive 55lbs

A base coat for Parex EIFS. Adhesive to laminate EPS to listed substrates. Used in a 50% acrylic paste to 50% cement ratio. Requires the addition of portland cement



396 Weathertech sheathing tape

Non-woven fabric used to tape the joints of the sheathing boards to which a Parex USA liquid water-resistive barrier is applied.



Parex USA WeatherSeal Spray and Roll-on

A 100% acrylic elastomeric waterproof membrane and air barrier which can be either rolled, brushed, or spray applied. Extremely flexible: can bridge cracks and accommodate small movements up to 1/32 in. (.8mm). Designed for use as a water-resistive barrier behind all claddings. Bridges 1/4 in. (6 mm) gaps at sheathing board joints with WeatherTech 396 Sheathing Tape embedded.



Masonry wire and accessories

Flexible Dovetail Brick Tie

- Permits horizontal and vertical movement of the masonry wall, while restraining tension and compression

No. 315



Dovetail Slot


- For anchoring masonry to concrete with dovetail ties

No. 305

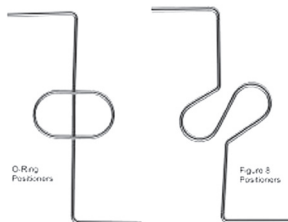


Masonry Reinforcement Wire Truss

- Available in 4, 8, and 12 inch sizing.
- Hot dipped and mill galvanized.




Masonry Rebar Spacers



Masonry Reinforcement Wire Ladder


- Available in 4, 6, 8, and 12 inch sizing.
- Hot dipped and mill galvanized.



Adjustable Masonry Wall Anchor



Rubber Cross Shaped Masonry Expansion



Natural Veneer and Landscape stone




CASTON STONE

Oakfield Stone Company, Inc.

HALQUIST
STONE

The ROCK
STONE & LANDSCAPE
SUPPLY

Majestic Stone Inc.





TUSCAN VILLA[®]

FLORENTINE



OLD WORLD LEDGE

CAPE COD GREY



OLD COUNTRY LEDGE

CARMEL MOUNTAIN



OLD COUNTRY LEDGE

HURON



PRO LEDGE[®]

BROOKESIDE



PRO LEDGE[®]

OAKBROOK



QUICK STACK[®]

ANTIQUE CREAM




EASTERN MTN. LEDGE

MADISON COUNTY




COUNTRY RUBBLE

GREY QUARTZITE



FREEDOM BUILDING STONE

COASTAL BROWN



FREEDOM BUILDING STONE

TEXAS CREAM



FREEDOM BUILDING STONE

PROVIDENCE

Landscape Stone and Boulders

Weathered Limestone Ledge.



Arkansas Boulders



Shiloh Snapped Steps

• 36 and 48 inch available



Missouri Weathered Limestone Boulder



Arkansas Gold Tumbled Edgers



Fond-Du-Lac Edgers, Non-Tumbled



Shiloh blue-brown slabs



Shiloh blue-brown non-tumbled edgers



Shiloh non-tumbled edgers in brown



Landscape Stone and Boulders

Fond-Du-Lac Snapped Steps

- Available in 36 and 48 inch



Arkansas Gold Slabs



Shiloh Irregular Slabs



8 Inch Rustic Gold Sawn Top and Bottom

- 6 inch with 3 inch cap



8 inch Rustic Gold Sawn Top and Bottom

- 3 inch



Shiloh 2 Inch Patio Stone in Brown



Shiloh 8 Inch Wall Stone



Shiloh Tumbled Edgers



8 Inch Fond-Du-Lac Wall Stone



Landscape Stone and Boulders

Shiloh Upright Flagstone



Arkansas Weathered Sandstone Ledge



Shiloh Blue-Brown Snapped Steps



Fond-Du-Lac #1 flagstone



Trap Rock Boulders



Kewanee Skippers



14 Inch Wallstone



Kewanee Flats

• Also available in cobbles



Arkansas Fieldstone



Shiloh 2 Inch Patio Blue-Brown



Masonry and Concrete Cleaners




Raineri construction products 600 detergent for general masonry cleaning.



Muriatic acid, 15 gallon carboy for masonry and concrete cleaning.



NMD 80 is a powerful detergent based solution designed for safe and effective removal of efflorescence and mortar smears from masonry surfaces. It can be used on all masonry substrates including brick, stone, synthetic stone, precast concrete, designer or colored block. Available in a 5 gallon bucket.



Muriatic acid, 1 gallon for masonry and concrete cleaning.



Commercial restoration cleaner for all concrete and masonry surfaces.

National Gypsum and United States Gypsum

Kal-Kote Smooth Finish Plaster

- Used as smooth finish coat in two coat veneer system
- Used over Gold Bond® Kal-Kote® base
- Abrasive resistant
- Durable, impact resistant




Kal-Kote Basecoat Veneer Plaster

- Used as a first coat in two coat veneer system
- Used over Gold Bond® Kal-Kote® board
- Abrasive resistant
- Durable, impact resistant



Gypsolite Plaster

- Intergypsum base coat
- 25 lb. and 80 lb. bags



Red Top Gauging Plaster Slow Set

- 50 lbs



Keene's Quick Trowel Cement

- 50 lbs



Gauging Plaster Quick Set


- 50 lbs



National Gypsum and United States Gypsum

Silica Sand 40/60 Grade

•75lbs




Ivory Plaster Finish Lime

•50lbs



Diamond base coat

•50lbs



Diamond veneer finish

•50 lbs



Number 1 moulding plaster

•50 lbs

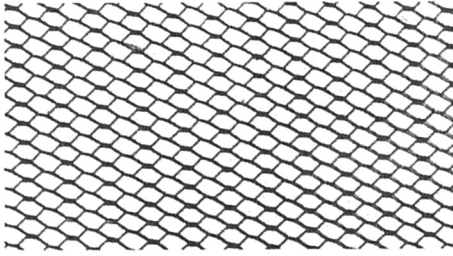


Metal Lath & Accessories

Small Diamond Mesh lath

Manufactured from prime quality steel sheets which are slit and expanded uniformly into small openings (approx. 13,000 per sq. yd.). This large number of openings provides more plaster keys and a better bond. Each sheet has square ends and smooth parallel edges; is easy to handle, fast to erect, and can be bent readily for curved surfaces.


- Available in 2.5 & 3.4 Gauge



Self-Furring Diamond Mesh Lath


Used extensively in exterior stucco work, and as a plaster base over interior masonry walls, and in steel column fireproofing. The self-furring dimples hold the metal lath $\frac{1}{4}$ " away from the surface to be plastered. Paper-backed self-furring is lurred in form of longitudinal ribs to facilitate fastening of backing.

- Available in 2.5 & 3.4 Gauge




Smoothedge Cornalath

An angle lath with smooth edges formed like regular small mesh diamond lath. Like Strip lath, it is useful on jobs where metal lath is not used throughout. Cornalath should always be used in corners where walls meet walls and walls meet ceiling. This reinforcing of interior corners prevents cracks where they are most likely to occur.




Corner Bead X-1 Expanded Small Nose

Expanded diamond mesh wing permits keying the plaster right up to the nose of the bead. This mesh insures a perfect bond and provides effective reinforcement where most needed. Especially recommended in fire-proofing columns and beams. Manufactured with a 3" flange. Available in galvanized or zinc.




X2 Corner Bead

Same as X1 Bead with added rib at mid-points on expanded flanges. Has $\frac{3}{4}$ " expanded flanges for use on masonry, beams, and for column fire-proofing. Corner Bead X-10 Expanded $\frac{3}{4}$ " Radius Bull Nose. Designed for heavy reinforcement of rounded corners of hospital corridors and other public buildings. The expanded diamond mesh wing offers a perfect bond and provides effective reinforcement for the plaster where most needed.




Corner Bead X-10 Expanded $\frac{3}{4}$ " Radius Bull Nose

Designed for heavy reinforcement of rounded corners of hospital corridors and other public buildings. The expanded diamond mesh wing offers a perfect bond and provides effective reinforcement for the plaster where most needed.



X-66 Expanded Casing Bead

All-purpose casing bead. The square design makes an attractive plastered-in trim for wall openings or it makes an ideal separating screed or plaster-stop. The expanded wing and rigid flange are desirable features found in this bead. Manufactured from 25 gauge galvanized steel and zinc.



#15 Expansion Joint


Minimizes cracking in large plaster areas. Also provides ground to assure proper plaster or stucco thickness. Manufactured from both galvanized steel and zinc.



Metal Lath & Accessories


#40 Expansion Joint

Designed to relieve stresses in large gypsum and portland cement plastered areas. The product design permits an expansion opening of $\frac{1}{8}$ " to $\frac{5}{8}$ " and incorporates a weather-resistant joint. Manufactured from both galvanized steel and zinc.



Control Joint

Designed to relieve stresses of expansion and contraction in large plastered areas. Made of rolledformed zinc alloy. A $\frac{1}{4}$ " open slot is protected with plastic tape which is removed after plastering is completed.



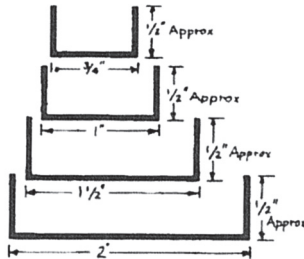
.093 Control Joint

Same general description as above and applies to veneer finish installations. Mainly used from floor to ceiling in long partition runs and from header to ceiling above door frames.



Cold Rolled Channels

AMICO cold rolled channels are accurately fabricated from 16 gauge steel. They have great tensile strength and rigidity, but are light in weight. They are formed straight and true with perfect right angles and uniform legs. Can be formed and spliced readily on the job. Channels are the skeleton for fireproofing and decorating with metal lath and plaster.



Wire

No. 8

Hanger Wire, 100 lb. coils

No. 9

Hanger Wire, 100 lb. coils

No. 16

Tie Wire, 100 lb. coils

No. 18

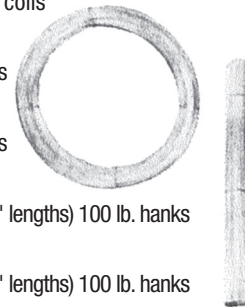
Tie Wire, 100 lb. coils

No. 8

Hanger Wire (Cut to 12' lengths) 100 lb. hanks

No. 12

Hanger Wire (Cut to 12' lengths) 100 lb. hanks



Nails

$\frac{1}{2}$ " - $\frac{3}{4}$ " Oil quenched hardened flat counter-sunk heads. Packed in 50 lb. cartons.



Concrete sealers and surface retarders and form oil

Aggresol-S Concrete Surface Retarder for Exposed Aggregate

- Controlled etch, water based, tinted pink.
- Available in 1 and 5 gallon buckets.




Aqua Cure 15, Sprayable Water Based Sealer

- 15% solids.
- Available in 5 gallon buckets



Super Luster Shield

- 30% solid solvent based concrete sealer for stamped pattern concrete and exposed aggregate.
- Available in 5 gallon buckets.



2500 LV

- 25% solid solvent based non-yellowing for general concrete sealing.
- Available in 5 gallon buckets.



Aggreseal Brown

- 30% solid solvent based sealer for Meramec exposed aggregate.
- Available in 5 gallon buckets.



Surfblock SB-12

- 12% active siloxane sealer, sprayable, for concrete and masonry applications as a water repellent.
- Available in 5 gallon buckets.

Form Oil

- Available in 5, 55, and 265 gallon totes.



Surf-Guard SB

- 40% solids silane for concrete and masonry used as a water repellent.
- Available in 5 gallon buckets.




Concrete Steel, and Poly Sheeting

Polyethylene Film

Stock thicknesses:

4 mil - 3 x 100' clear
4 mil - 4 x 100' clear
4 mil - 6 x 100' clear
4 mil - 8 x 100' clear
4-6 mil - 10 x 100' black & clear
4 mil - 12 x 100' clear
4 mil - 16 x 100' clear
3-4-6 mil - 20 x 100' black & clear
Reinforced - 20 x 100'
6 mil - 40 x 100' black



Reinforcing Steel

NO. 3

3/8" dia. x 20"-0" Long
266 pcs per ton

NO. 4

1/2" dia. x 20"-0" Long
150 pcs per ton

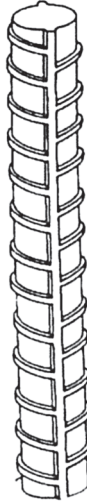
NO. 5

5/8" dia. x 20"-0" Long
96 pcs per ton

NO. 6

1/2" dia. x 20"-0" Long
68 pcs per ton

• We also cut rebar to desired lengths in all sizes.



Raineri Fibre Forms for Round Concrete Columns

Easy-Pour Fibre Forms are the fastest and most economic method of forming round concrete columns. No form construction is required. Sonotube Fibre Forms are lightweight, easy to handle and can be cut to length on the job site.

They're available in inside diameters from 6" to 36"



Welded Wire Reinforcing

6" x 6" - 6 ga x 6 ga

6" x 6" - 10 ga x 10 ga

5' - 0" Wide rolls

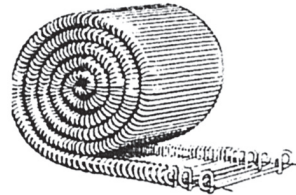
150' - 0" Long



Bar Ties

• 6" Long • 5000 pcs per roll

Rod Sizes	#2	#3	#4	#5	#6	#7	#8	#9	#10
#2 1/4	3 1/2	4	4 1/2	5	5 1/2	6 1/2	7	7 1/2	7 1/2
#3 3/8	4	4 1/2	5	5	5 1/2	6 1/2	7	7	7 1/2
#4 1/2	4 1/2	5	5	5 1/2	6	6 1/2	7 1/2	7 1/2	8
#5 5/8	5	5	5 1/2	6	6 1/2	7	8	8	8 1/2
#6 3/4	5 1/2	6	6 1/2	6 1/2	7 1/2	8	8	8 1/2	8 1/2
#7 7/8	6 1/2	6 1/2	6 1/2	7	7 1/2	7 1/2	8 1/2	9	9 1/2
#8 1	7	7 1/2	7 1/2	8	8	8 1/2	9	9 1/2	10
#9 1 1/8	7	7	7 1/2	8	8 1/2	9	9 1/2	10	10 1/2
#10 1 1/4	7 1/2	7 1/2	8	8 1/2	8 1/2	9 1/2	10	10 1/2	10 1/2




Black Annealed #9 Wire

Comes in 100 ft. coils



Angle iron, primed

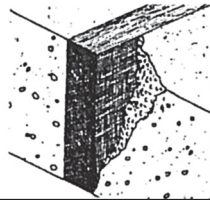
• Available in 3 in x 3 in, 3 1/2 x 3 1/2, 3 1/2 x 5, 4 x 6



Concrete Expansion Joint

Fiber Expansion Joint

- All 5 ft. lengths
- ½" thickness
- 3", 3½", 4", 5", 6", 8", 12" widths
- Other sizes available



Zip Cap-Control Joint

- Pieces are 10ft long
- 1", 1½" in stock



White styrofoam pull top expansion

- Available in 4in x 50 ft rolls and 3in x 50 ft rolls



Black recycled rubber expansion joint

- Available in ½ in x 3 ½ in x 5 ft and ½ in x 4 in x 5 ft



94

95

96